

Manabiya A Course Homework Book 2

1st printing 2018

Pictures and layouts by B.R. Pearson

Audio by B.R. Pearson

Lesson Design by B.R. Pearson

Lesson 16-1

Track 1 Examples - Listen! (聞きましょう)

Example 1




A: What did you do yesterday?
(きのうなにをしたの?)

B: I ate a banana. How about you?
(バナナをたべたよ。あなたは?)

A: I ate a sandwich.
(サンドイッチをたべたよ。)

Example 2




A: What did you do yesterday?
(きのうなにをしたの?)

B: I drank juice. How about you?
(ジュースをのんだよ。あなたは?)

A: I drank tea.
(おちゃをのんだよ。)

Example 3




A: What did you do yesterday?
(きのうなにをしたの?)

B: I went to school. How about you?
(がっこうにいったよ。あなたは?)

A: I played guitar.
(ギターをひいたよ。)

Example 4




A: What did you do yesterday?
(きのうなにをしたの?)

B: I played a game. How about you?
(ゲームをしたよ。あなたは?)


A: I went to the shop.
(おみせにいったよ。)

Track 2 Let's Repeat (くりかえしましょう)





drank juice drank tea ate a banana ate a sandwich went to school went to the shop played guitar played a game
ジュースをのんだ おちゃをのんだ バナナをたべた サンドイッチをたべた がっこうにいった おみせにいった ギターをひいた ゲームをした

Track 3 Let's Repeat (くりかえしましょう)





Track 4 Let's circle (まるみましょう)


1)





2)





3)




4)



5)




6)



Lesson 16-2

Track 1 Examples - Listen! (聞きましょう)

Example 1




A: What did you do yesterday?
(きのうなにをしたの?)

B: I ate a banana. How about you?
(バナナをたべたよ。あなたは?)

A: I ate a banana too.
(わたしもバナナをたべたよ。)

Example 2




A: What did you do yesterday?
(きのうなにをしたの?)

B: I drank juice. How about you?
(ジュースをのんだよ。あなたは?)

A: I ate sandwich.
(サンドイッチをたべたよ。)

Example 3




A: What did you do yesterday?
(きのうなにをしたの?)

B: I went to school. How about you?
(がっこうにいったよ。あなたは?)

A: I played guitar.
(ギターをひいたよ。)

Example 4




A: What did you do yesterday?
(きのうなにをしたの?)

B: I played a game. How about you?
(ゲームをしたよ。あなたは?)


A: I played a game too.
(わたしもゲームをしたよ。)

Track 2 Let's Repeat (くりかえしましょう)




drank juice drank tea ate a banana ate a sandwich went to school went to the shop played guitar played a game
ジュースをのんだ おちゃをのんだ バナナをたべた サンドイッチをたべた がっこうにいった おみせにいった ギターをひいた ゲームをした

Track 3 Let's Repeat (くりかえしましょう)




Track 4 Let's circle (まるみましょう)


1)




2)




3)




4)



5)




6)



Lesson 17-1

Track 1 Examples - Listen! (聞きましょう)

Example 1



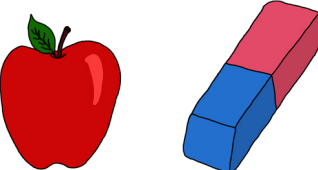
A: This dog is cute!
(このいぬはかわいいよ)
B: This dog is cuter!
(このいぬはもっとかわいいよ)

Example 2



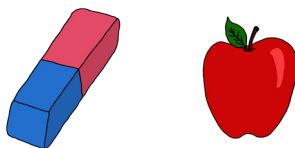
A: This spider is scary!
(このくもはこわいよ)
B: This spider is scarier!
(このくもはもっとこわいよ)

Example 3




A: This apple is big!
(このりんごはおおきよ)
B: This eraser is bigger!
(このけしゴムはもっとおおきよ)

Example 4



A: This eraser is small!
(このけしゴムはちいさいよ)
B: This apple is smaller!
(このりんごはもっとちいさいよ)

Track 2 Let's Repeat (くりかえしましょう)



cute/cuter
かわいい・もっとかわいい


scary/scarier
こわい・もっとこわい

big/bigger
おおき・もっとおおき

small/smaller
ちいさい・もっとちいさい

smelly/smellier
くさい・もっとくさい

Track 3 Let's Repeat (くりかえしましょう)



Track 4 Let's circle (まるみましょう)

1)

2)

3)


4)

5)

Lesson 17-2


Track 1 Examples - Listen! (聞きましょう)

Example 1




A: What is cuter than a cat?
(ねこよりなにがかわいい?)
B: Dogs are cuter than cats!
(いぬがねこよりかわいいよ)

Example 2




A: What is scier than a bear?
(くまよりなにがこわい?)
B: Spiders are scier than bears!
(くもがくまよりこわいよ)

Example 3




A: Which is bigger, watermelon or apple?
(スイカかりんごどっちのほうがおおきい)
B: The melon is bigger!
(メロンのほうがおおきい)

Example 4



A: Which is smellier, socks or my little brother?
(くつしたかわたしのおとうとどっちのほうがくさい)
B: The socks are smellier!
(くつしたのほうがくさい)

Track 2 Let's Repeat (くりかえしましょう)



cute/cuter
かわいい・もっとかわいい


scary/scarier
こわい・もっとこわい

big/bigger
おおきい・もっとおおきい




small/smaller
ちいさい・もっとちいさい

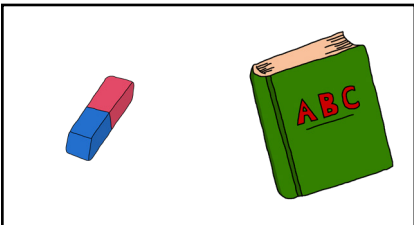


smelly/smellier
くさい・もっとくさい

Track 3 Let's Repeat (くりかえしましょう)



Track 4 Lets Circle (まるみましょう)

1)  2)  3) 

4)  5)  6) 

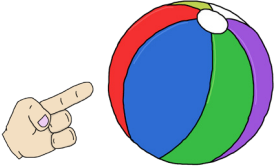
Activity What is bigger than Tokyo Tower? Draw and answer
(東京タワーより、なにがおおきい?えをかきましょう)



Lesson 18-1

Track 1 Examples - Listen! (聞きましょう)

Example 1




A: Is this a ball?
(これはボール?)

B: Yes, it is.
(うん、そうだよ)

A: Whose is it?
(これはだれの?)

B: It's mine.
(わたしの)

Example 2




A: Is that a scooter?
(あれはキックボード?)

B: No, it isn't, it's a ball.
(ううん、ボールだよ)

A: Whose is it?
(あれはだれの?)

B: It's Hana's.
(はんなちゃんの)

Example 3




A: Are these scooters?
(これらはキックボード?)

B: Yes, they are.
(うん、そうだよ)

A: Whose are they?
(これらはだれの?)

B: They're Kazuma's.
(かずまくんの)

Example 4



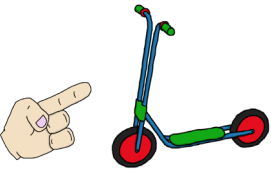

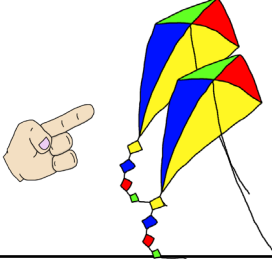


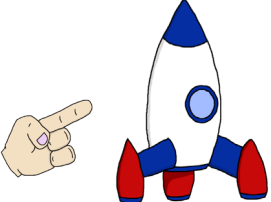


A: Are those balls?
(あれらはボール?)

B: No, they aren't, they're scooters.
(ううん、キックボードだよ)

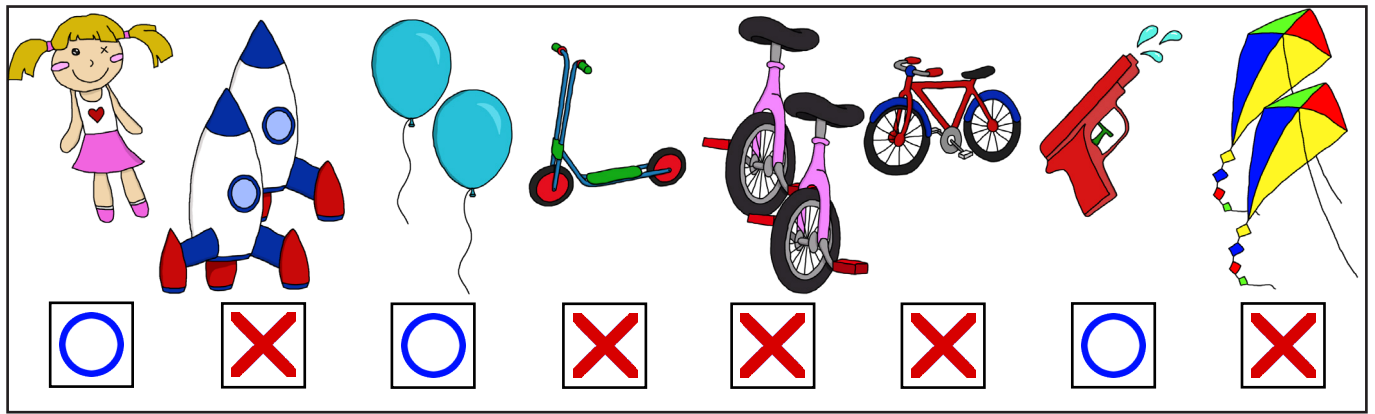
A: Whose are they?
(あれらはだれの?)

B: They're mine.
(わたしの)

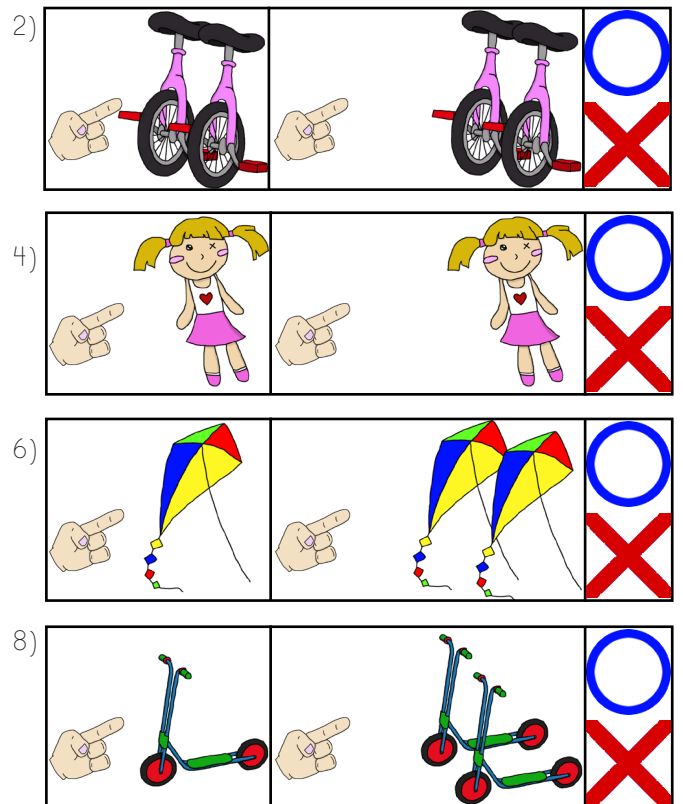
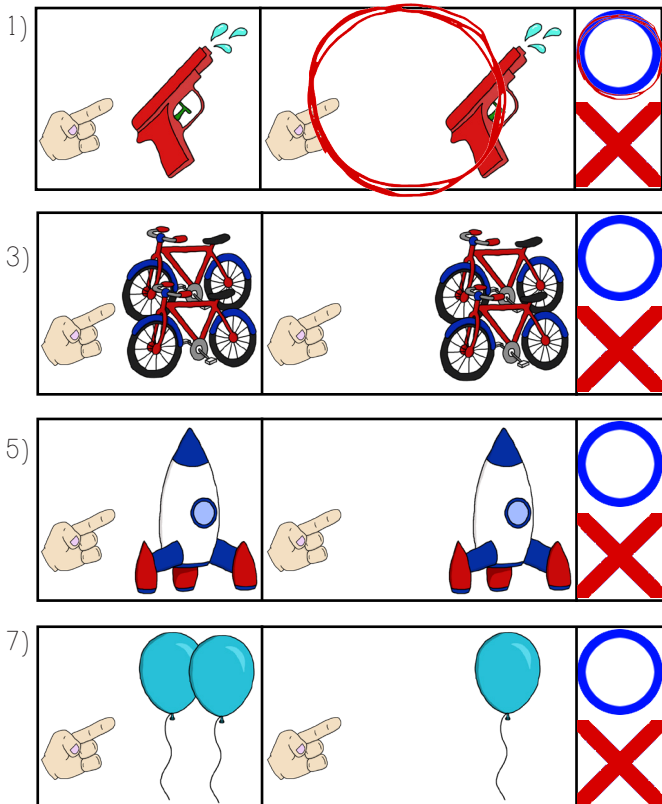
Track 2 Let's Repeat "Is this/that a" and "Are these/those"(くりかえしましょう)

Track 3 Let's Repeat "Is this a ~" (くりかえしましょう)



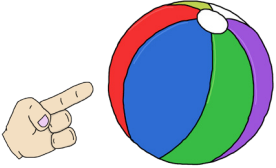
Track 4 Let's circle (えんぴつをだして、まるをしましょう)



Lesson 18-2

Track 1 Examples - Listen! (聞きましょう)

Example 1




A: Is this a ball?
(これはボール?)

B: Yes, it is.
(うん、そうだよ)

A: Whose is it?
(これはだれの?)

B: It's mine.
(わたしの)

Example 2




A: Is that a scooter?
(あれはキックボード?)

B: No, it isn't, it's a ball.
(ううん、ボールだよ)

A: Whose is it?
(あれはだれの?)

B: It's Hana's.
(はんなちゃんの)

Example 3




A: Are these scooters?
(これらはキックボード?)

B: Yes, they are.
(うん、そうだよ)

A: Whose are they?
(これらはだれの?)

B: They're Kazuma's.
(かずまくんの)

Example 4



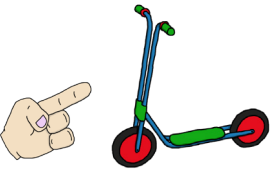

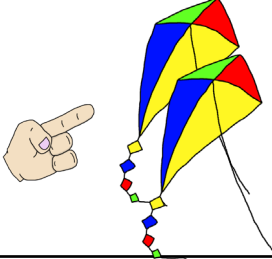


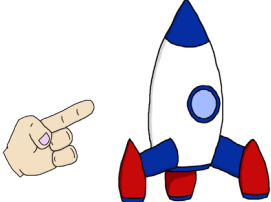


A: Are those balls?
(あれらはボール?)

B: No, they aren't, they're scooters.
(ううん、キックボードだよ)








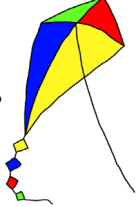
A: Whose are they?
(あれらはだれの?)

B: They're mine.
(わたしの)



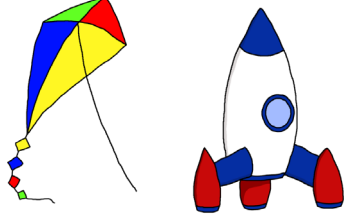


Track 2 Let's Repeat "Is this/that a" and "Are these/those"(くりかえしましょう)

Track 3 Let's Repeat "Is this a ~" (くりかえしましょう)

							
<input checked="" type="checkbox"/>	<input type="checkbox"/>	<input checked="" type="checkbox"/>	<input checked="" type="checkbox"/>	<input type="checkbox"/>	<input checked="" type="checkbox"/>	<input type="checkbox"/>	<input type="checkbox"/>


Track 4 Let's circle (えんぴつをだして、まるをしましょう)

	Mine	Lisa's	Hiiro's
	Mine	Yuino's	Kaichi's
	Mine	Clara's	Ako's
	Mine	Hinata's	Taiga's
	Mine	Chika's	Honoka's

Lesson 19-1


Track 1 Examples - Listen! (聞きましょう)

Example 1




A: These flowers are beautiful!
(このはなはきれいだよ)
B: These flowers are more beautiful!
(このはなはもっときれいだよ)

Example 2




A: This burger is delicious!
(このバーガーはおいしいよ)
B: This burger is more delicious!
(このバーガーはもっとおいしいよ)

Example 3




A: This game is interesting!
(このゲームはおもしろいよ)
B: This game is more interesting!
(このゲームはもっとおもしろいよ)

Example 4




A: He is powerful!
(かれはちからもちだよ)
B: He is more powerful!
(かれはもっとちからもちだよ)

Track 2 Let's Repeat (くりかえしましょう)




beautiful / more beautiful きれい・もっときれい	delicious / more delicious おいしい・もっとおいしい	interesting / more interesting おもしろい・もっとおもしろい	powerful / more powerful ちからもち・もっとちからもち
--	--	--	--


Track 3 Let's Repeat (くりかえしましょう)




Activity Let's draw (かきましょう)




Beautiful



Delicious



Interesting



Powerful

Lesson 19-2

Track 1 Examples - Listen! (聞きましょう)


Example 1



A: These flowers are beautiful!
(このはなはきれいだよ)

B: These flowers are more beautiful!
(このはなはもっときれいだよ)


Example 2



A: This burger is delicious!
(このバーガーはおいしいよ)

B: This burger is more delicious!
(このバーガーはもっとおいしいよ)


Example 3



A: This game is interesting!
(このゲームはおもしろいよ)

B: This game is more interesting!
(このゲームはもっとおもしろいよ)


Example 4



A: He is powerful!
(かれはちからもちだよ)


B: He is more powerful!
(かれはもっとちからもちだよ)

Track 2 Let's Repeat (くりかえしましょう)




beautiful / more beautiful きれい・もっときれい	delicious / more delicious おいしい・もっとおいしい	interesting / more interesting おもしろい・もっとおもしろい	powerful / more powerful ちからもち・もっとちからもち
--	--	--	--


Track 3 Let's Repeat (くりかえしましょう)




Activity Let's draw (19のえにくらべて、こんかい,"もっとX"のえをかきましょう)




more beautiful



more delicious



more interesting



more powerful

Lesson 20-1

Track 1 Examples - Listen! (聞きましょう)

Example 1



A: What time is it?
(いまなんじ?)

B: It's 12 o'clock.
(12じだよ)

A: Cheers!
(ありがとう!)

Example 2

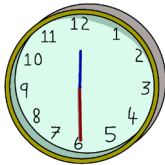


A: What time is it?
(いまなんじ?)

B: It's 12:15.
(12じ15ふんだよ)

A: Cheers!
(ありがとう!)

Example 3



A: What time is it?
(いまなんじ?)

B: It's 12:30.
(12じはんだよ)

A: Cheers!
(ありがとう!)

Example 4



A: What time is it?
(いまなんじ?)

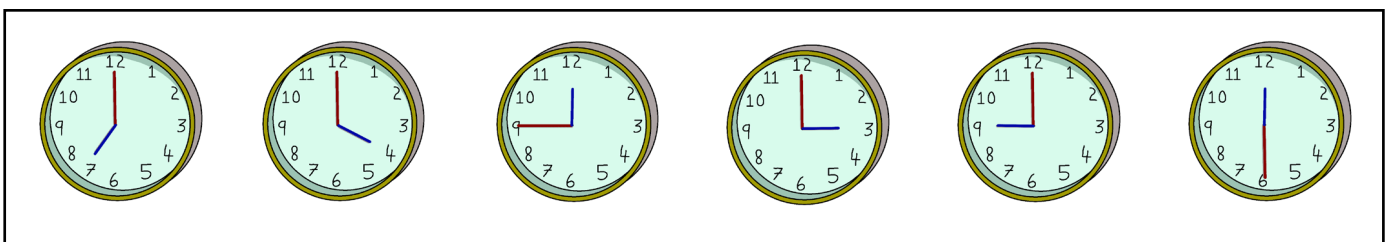
B: It's 12:45.
(12じ45ふんだよ)

A: Cheers!
(ありがとう!)

Track 2 Let's Repeat (くりかえしましょう)

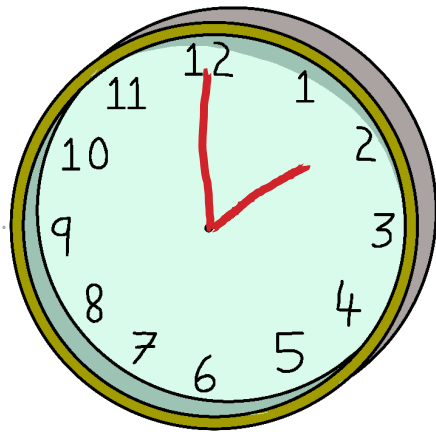
10 11 12 13 14 15 16 17 18 19 20 21 22 23 24 25 26 27 28 29 30 40 50

Track 3 Let's Repeat (くりかえしましょう)

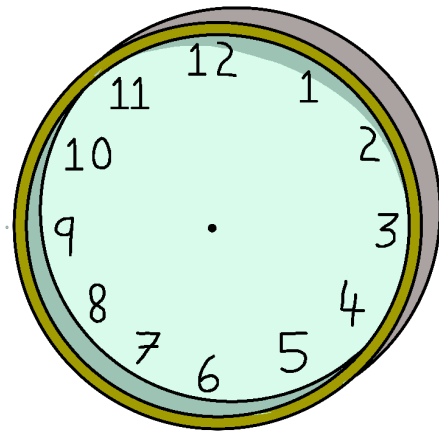


Track 4 Let's draw (かきましよう)

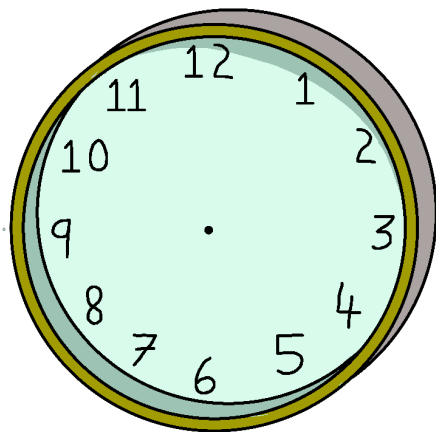
1)



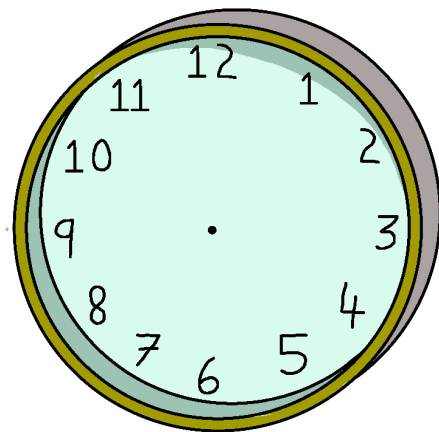
2)



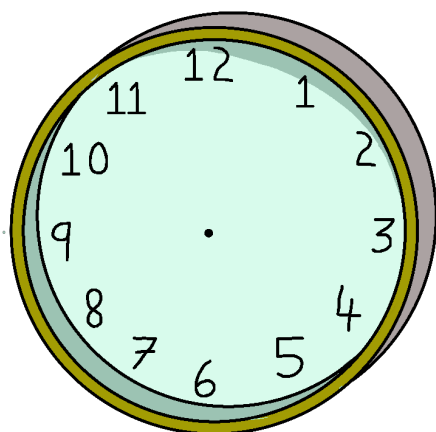
3)



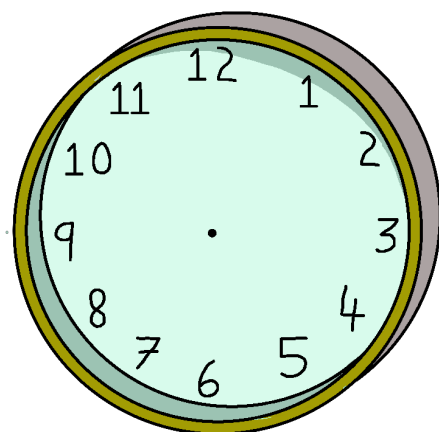
4)



5)



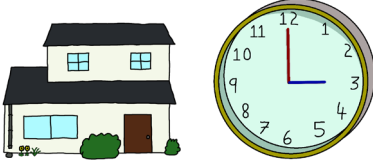
6)



Lesson 20-2

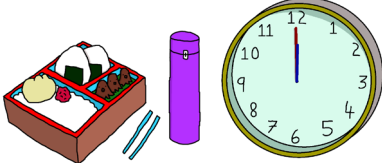
Track 1 Examples - Listen! (聞きましょう)

Example 1




A: What time is home time?
(いえにかえるのはなんじ?)
B: It's 3 o'clock.
(3じだよ)
A: Cheers!
(ありがとう!)

Example 2




A: What time is lunch?
(おひるごはんはなんじ?)
B: It's 12 o'clock.
(12じだよ)
A: Cheers!
(ありがとう!)

Example 3



A: What time is school?
(がっこうに行くのはなんじ?)
B: It's 9 o'clock.
(9じだよ)
A: Cheers!
(ありがとう!)

Example 4



A: What time is the concert?
(コンサートはなんじ?)
B: It's 12:45.
(12じ45ふんだよ)
A: Cheers!
(ありがとう!)

Track 2 Let's Repeat (くりかえしましょう)

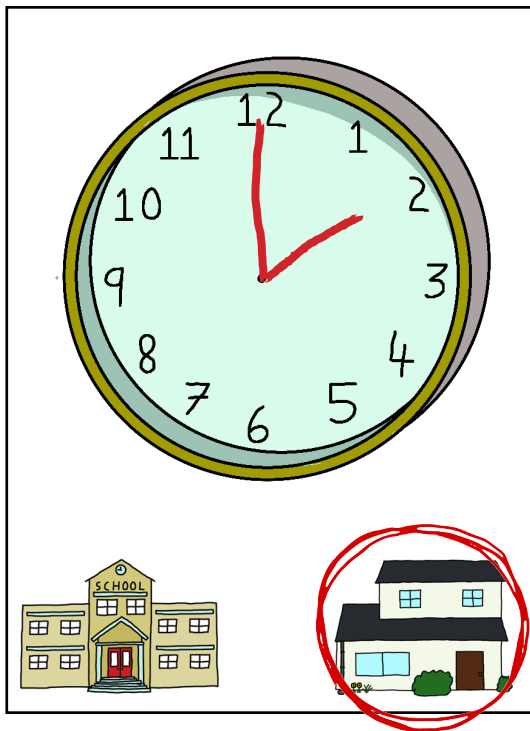
10 11 12 13 14 15 16 17 18 19 20 21 22 23 24 25 26 27 28 29 30 40 50

Track 3 Let's Repeat (くりかえしましょう)

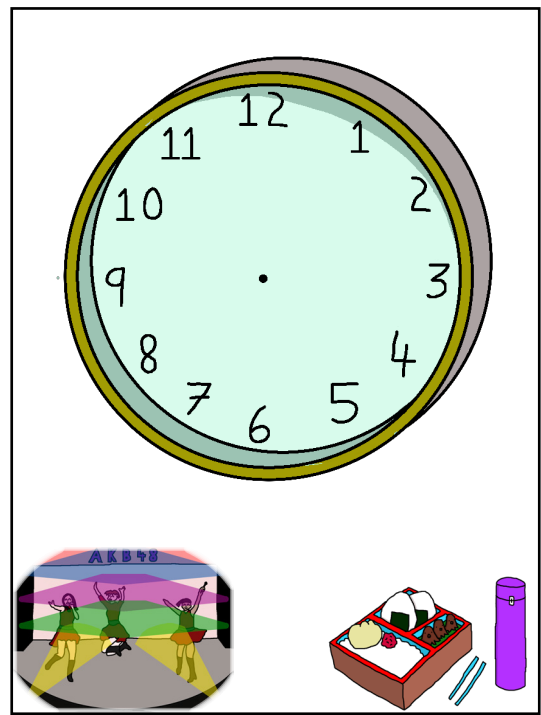
			
School がっこう	Home time かえるとき	the concert コンサート	Lunch ひるごはん

Track 4 Let's draw (かきましよう)

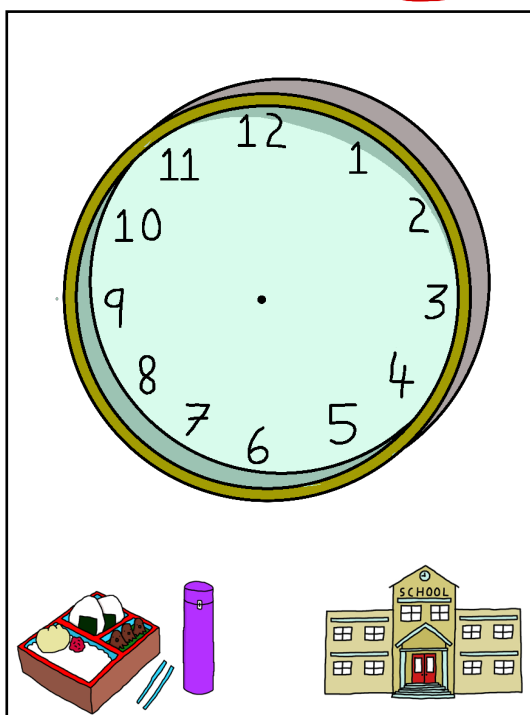
1)



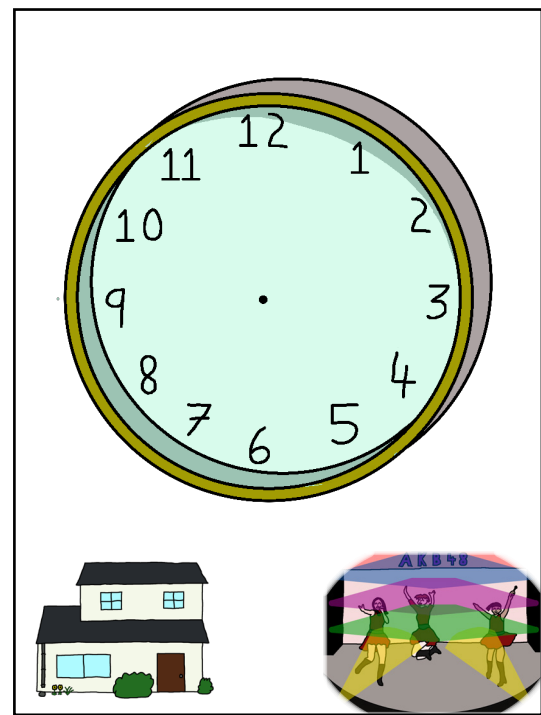
2)



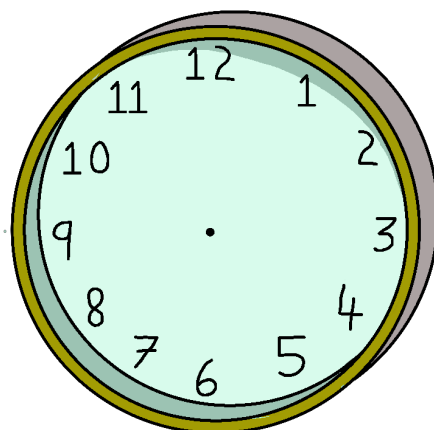
3)



4)




Activity What time is it? Say and draw (いまなんじですか?いって、かきましよう)



Lesson 21-1

Track 1 Examples - Listen! (聞きましょう)

Example 1




A: What are you doing?
(なにをしているの?)

B: I'm eating a banana. How about you?
(バナナをたべているよ。あなたは?)

A: I'm eating a sandwich.
(サンドイッチをたべているよ。)

Example 2




A: What are you doing?
(なにをしているの?)

B: I'm drinking juice. How about you?
(ジュースをのんでいるよ。あなたは?)

A: I'm drinking tea.
(おちやをのんでいるよ。)

Example 3




A: What are you doing?
(なにをしているの?)

B: I'm playing a game. How about you?
(ゲームをしているよ。あなたは?)

A: I'm playing guitar.
(ギータをひいているよ。)

Example 4




A: What are you doing?
(なにをしているの?)

B: I'm going to school. How about you?
(がっこうにいくよ。あなたは?)


A: I'm going to the shop.
(おみせにいくよ。)

Track 2 Let's Repeat (くりかえしましょう)




drinking juice drinking tea eating a banana eating a sandwich going to school going to the shop playing guitar playing a game
ジュースをのんでいる おちやをのんでいる バナナをたべている サンドイッチをたべている がっこうに行く おみせに行く ギータをひいている ゲームをしている

Track 3 Let's Repeat (くりかえしましょう)




Track 4 Let's circle (まるみましょう)


1)




2)




3)




4)



5)




6)



Lesson 21-2

Track 1 Examples - Listen! (聞きましょう)

Example 1




A: What are you doing?
(なにをしているの?)

B: I'm eating a banana. How about you?
(バナナをたべているよ。あなたは?)

A: I'm eating a banana too.
(わたしもバナナをたべているよ。)

Example 2




A: What are you doing?
(なにをしているの?)

B: I'm playing a game. How about you?
(ゲームをしているよ。あなたは?)

A: I'm drinking tea.
(おちやをのんでいるよ。)

Example 3




A: What are you doing?
(なにをしているの?)

B: I'm playing guitar. How about you?
(ギターをひいているよ。あなたは?)

A: I'm going to school.
(がっこうに行くよ。)

Example 4




A: What are you doing?
(なにをしているの?)

B: I'm going to the shop. How about you?
(おみせに行くよ。あなたは?)


A: I'm going to the shop too.
(わたしもおみせに行くよ。)

Track 2 Let's Repeat (くりかえしましょう)




drinking juice drinking tea eating a banana eating a sandwich going to school going to the shop playing guitar playing a game
ジュースをのんでいる おちやをのんでいる バナナをたべている サンドイッチをたべている がっこうに行く おみせに行く ギターをひいている ゲームをしている

Track 3 Let's Repeat (くりかえしましょう)




Track 4 Let's circle (まるみましょう)


1)




2)




3)




4)



5)




6)



Lesson 22-1


Track 1 Examples - Listen! (聞きましょう)

Example 1



A: What is the cutest animal?
(いちばんかわいいどうぶつはなに?)
B: Dogs are the cutest!
(いぬがいちばんかわいいよ)

Example 2




A: What is the scariest animal?
(いちばんこわいどうぶつはなに?)
B: Spiders are the scariest!
(くもがいちばんこわいよ)

Example 3



A: What is the smelliest thing?
(いちばんくさいものはなに?)
B: Socks are the smelliest!
(くつしたがいちばんくさいよ)

Example 4








A: What is the smallest fruit?
(いちばんちいさいくだものはなに?)
B: Cherries are the smallest!
(さくらんぼがいちばんちいさいよ)

Track 2 Let's Repeat (くりかえしましょう)

				
cutest いちばんかわいい	scariest いちばんこわい	biggest いちばんおおきい	smallest いちばんちいさい	smelliest いちばんくさい

Track 3 Let's Repeat (くりかえしましょう)


				
---	---	---	---	---

Track 4 Let's connect (つなぎましょう)

1)



2)



3)



4)




5)



Lesson 22-2


Track 1 Examples - Listen! (聞きましょう)

Example 1



A: What is the cutest animal?
(いちばんかわいいどうぶつはなに?)
B: Dogs are the cutest!
(いぬがいちばんかわいいよ)

Example 2




A: What is the scariest animal?
(いちばんこわいどうぶつはなに?)
B: Spiders are the scariest!
(くもがいちばんこわいよ)

Example 3



A: What is the smelliest thing?
(いちばんくさいものはなに?)
B: Socks are the smelliest!
(くつしたがいちばんくさいよ)

Example 4








A: What is the smallest fruit?
(いちばんちいさいくだものはなに?)
B: Cherries are the smallest!
(さくらんぼがいちばんちいさいよ)

Track 2 Let's Repeat (くりかえしましょう)

				
cutest いちばんかわいい	scariest いちばんこわい	biggest いちばんおおきい	smallest いちばんちいさい	smelliest いちばんくさい

Track 3 Let's Repeat (くりかえしましょう)

				
---	---	---	---	---

Activity Let's ask (だれかにききましょう)



Who? Mum

What? Natto



Who? _____

What? _____



Who? _____

What? _____



Who? _____

What? _____




Who? _____

What? _____

Lesson 23-1


Track 1 Examples - Listen! (聞きましょう)

Example 1



A: What do you want to do today?
(きょう、なにをしたいの?)
B: I want to dance! How about you?
(わたしはおどりたい! きみは?)
A: I want to go shopping!
(かいものをしたいよ!)

Example 2



A: What do you want to do today?
(きょう、なにをしたいの?)
B: I want to take a photo! How about you?
(わたしはしゃしんとりたい! きみは?)
A: I want to play baseball!
(やきゅうをしたいよ!)

Track 2 Let's Repeat (くりかえしましょう)



dance
おどる

draw a picture
えをかく

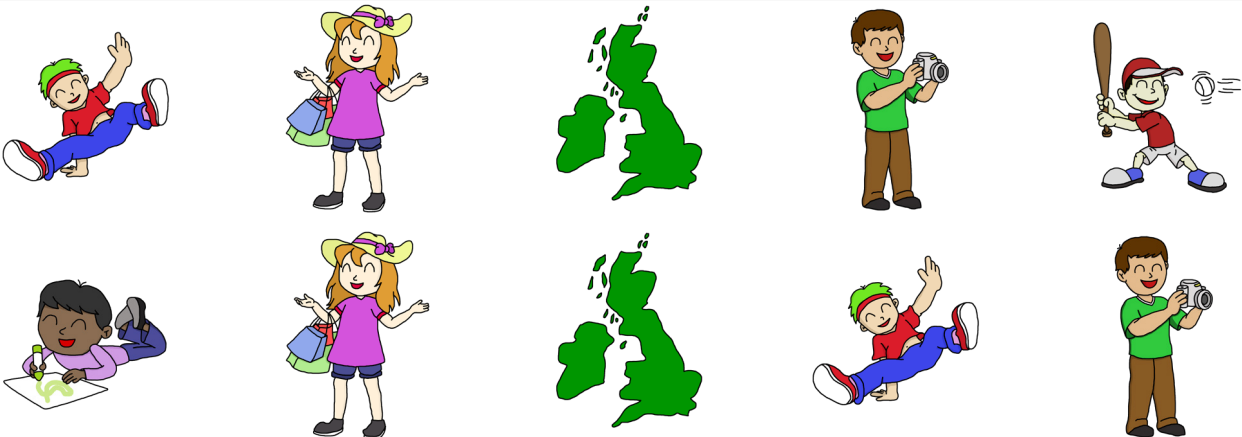
go shopping
かいものする

play baseball
やきゅうする





take a photo
しゃしんとる





visit England
イギリスにりょこういく





Track 3 Let's Repeat (くりかえしましょう)











Track 4 Let's circle (まるみましょう)

1)    

2)    

3)    

4)    

5)    


Activity Let's Write (かきましょう)

かこけい(前)	げんざいけい(今)
danced	_____
took a photo	_____
played baseball	_____
went shopping	_____
visited England	_____
drew a picture	_____

Lesson 23-2

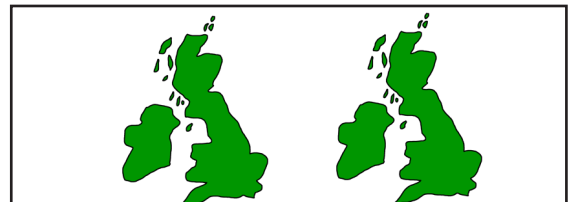
Track 1 Examples - Listen! (聞きましょう)

Example 1



A: What do you want to do today?
(きょう、なにをしたいの?)
B: I want to play baseball!! How about you?
(わたしはやきゅうをしたい!きみは?)
A: I want to draw a picture!
(えをかきたいよ!)

Example 2




A: What do you want to do today?
(きょう、なにをしたいの?)
B: I want to visit England! How about you?
(わたしはイギリスにりょこういきたい!きみは?)
A: I want to visit England too!
(わたしもイギリスにりょこういきたいよ!)

Track 2 Let's Repeat (くりかえしましょう)







dance おどる	draw a picture えをかく	go shopping かいものする	play baseball やきゅうする	take a photo しゃしんとる	visit England イギリスに <u>りょこう</u> いく
--------------	------------------------	-----------------------	-------------------------	------------------------	---------------------------------------



Track 3 Let's Repeat (くりかえしましょう)






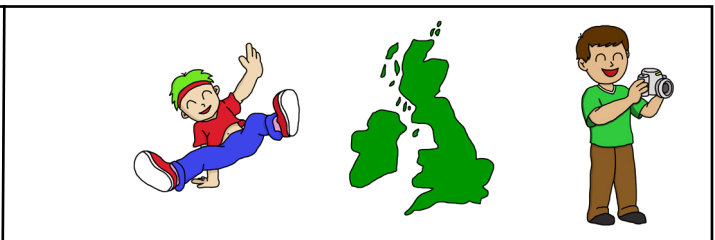
Track 4 Let's circle (まるみましょう)

1)  

2)  

3)  

4)  

5)  

Activity Let's Write (かきましょう)

かこけい(前)	げんざいけい(今)
_____	dance
_____	play baseball
_____	draw a picture
_____	visit England
_____	take a photo
_____	go shopping

Lesson 24-1

Track 1 Examples - Listen! (聞きましょう)

Example 1



A: Are flowers the most beautiful thing?
(はなはいちばんきれいなもの?)
B: Yes, they are!
(うん、そうだよ)

Example 2




A: Are apples the most delicious food?
(リンゴはいちばんおいしいたべもの?)
B: No, hamburgers are!
(ううん、ハンバーガーだよ)

Example 3







A: This game's the most interesting, right?
(このゲームはいちばんおもしろい, でしょう?)
B: Yes, it is!
(うん、そうだね)

Example 4




A: He's the most powerful, right?
(かれがいちばんちからもち, でしょう?)
B: No, she is!
(ううん、かのじょだよ)

Track 2 Let's Repeat (くりかえしましょう)

			
most beautiful いちばんきれい	most delicious いちばんおいしい	most interesting いちばんおもしろい	most powerful いちばんちからもち

Track 3 Let's Repeat (くりかえしましょう)




Track 4 Let's connect (つなぎましょう)

1)



2)



3)



4)



Lesson 24-2

Track 1 Examples - Listen! (聞きましょう)

Example 1



A: Are flowers the most beautiful thing?
(はなはいちばんきれいなもの?)
B: Yes, they are!
(うん、そうだよ)

Example 2




A: Are apples the most delicious food?
(リンゴはいちばんおいしいたべもの?)
B: No, hamburgers are!
(ううん、ハンバーガーだよ)

Example 3







A: This game's the most interesting, right?
(このゲームはいちばんおもしろい, でしょう?)
B: Yes, it is!
(うん、そうだね)

Example 4




A: He's the most powerful, right?
(かれがいちばんちからもち, でしょう?)
B: No, she is!
(ううん、かのじょだよ)

Track 2 Let's Repeat (くりかえしましょう)

			
most beautiful いちばんきれい	most delicious いちばんおいしい	most interesting いちばんおもしろい	most powerful いちばんちからもち

Track 3 Let's Repeat (くりかえしましょう)



Activity Let's ask (だれかにききましょう)



Who? Mum

What? Ben



Who? _____

What? _____



Who? _____

What? _____



Who? _____

What? _____

Lesson 25-1

Track 1 Examples - Listen! (聞きましょう)

Example 1




A: I'm bored
(たいくつだあ!)

B: Let's dance!
(おどろう!)

A: Great!
(いいね)

Example 2



A: I'm bored
(たいくつだあ!)

B: Let's play a game!
(ゲームやろう!)

A: Not right now.
(あとでね)

Example 3



A: I'm bored
(たいくつだあ!)

B: Let's race!
(きょうそうしよう!)

A: Great!
(いいね)

Example 4









A: I'm bored
(たいくつだあ!)




B: Let's feed the ducks!
(あひるにえさをあげよう!)


A: Not right now.
(あとでね)

Track 2 Let's Repeat (くりかえしましょう)

					
Race きょうそうする	Whistle くちぶえをふく	Feed the ducks あひるにえさをあげる	Play a game ゲームする	Play Outside そとであそぶ	Dance おどる

Track 3 Let's Repeat (くりかえしましょう)

1) 	2) 	3) 
--	--	--



Track 5 Listen and repeat 2 times. (いちばんさいしょの"Examples"をみながら、2かいくりかえしましょう)

Lesson 25-2

Track 1 Examples - Listen! (聞きましょう)

Example 1



A: I'm bored
(たいくつだあ!)

B: Let's dance!
(おどろう!)

A: Great!
(いいね)

Example 2



A: I'm bored
(たいくつだあ!)

B: Let's play a game!
(ゲームやろう!)

A: Not right now.
(あとでね)

Example 3



A: I'm bored
(たいくつだあ!)

B: Let's race!
(きょうそうしよう!)

A: Great!
(いいね)

Example 4









A: I'm bored
(たいくつだあ!)




B: Let's feed the ducks!
(あひるにえさをあげよう!)




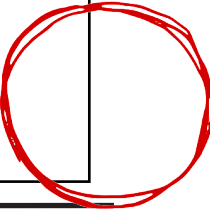
A: Not right now.
(あとでね)

Track 2 Let's Repeat (くりかえしましょう)







					
Race きょうそうする	Whistle くちぶえをふく	Feed the ducks あひるにえさをあげる	Play a game ゲームする	Play Outside そとであそぶ	Dance おどる







Track 3 Let's Repeat (くりかえしましょう)







1) 	2) 	3) 
--	--	--







4)   6)  







Track 5 Let's circle (まらしましょう)

1)      

2)      

3)      


4)      

5)      

Lesson 26-1

Track 1 Examples - Listen! (聞きましょう)

Example 1




A: Why are you sad?
(どうしてかなしいの?)

B: Because I failed a test.
(しけんにおちたから)

A: Oh no!
(たいへんだ。)

Example 2




A: Why are you happy?
(どうしてうれしいの?)

B: Because I passed a test.
(しけんにとおったから)

A: Oh wow!
(すごい!)

Track 2 Let's Repeat! (くりかえしましょう)




Sad
(かなしい)

Happy
(うれしい)

Scared
(こわい)

Mad
(おこっている)



Pass a test
(しけんにとおる)

Fail a test
(しけんにおちる)

See a spider
(くもをみる)

Lose a game
(ゲームをまける)

Track 3 Let's Repeat! (くりかえしましょう)


1)




2)



3)



4)



Track 4 - Listen and circle! (きいて、まるをしましょう)


Activity Let's Write (かきましょう)

かこけい(前)	げんざいけい(今)
passed a test	_____
failed a test	_____
saw a spider	_____
lost a game	_____

Lesson 26-2


Track 1 Examples - Listen! (聞きましょう)

Example 1




A: Why are you sad?
(どうしてかなしいの?)
B: Because I failed a test.
(しけんにおちたから)
A: Oh no!
(たいへんだ。)

Example 2



A: Why are you happy?
(どうしてうれしいの?)
B: Because I passed a test.
(しけんにとおったから)
A: Oh wow!
(すごい!)

Track 2 Let's Repeat! (くりかえしましょう)




Sad
(かなしい)

Happy
(うれしい)

Scared
(こわい)

Mad
(おこっている)



Pass a test
(しけんにとおる)

Fail a test
(しけんにおちる)

See a spider
(くもをみる)


Lose a game
(ゲームをまける)

Track 3 Let's Repeat! (くりかえしましょう)


1)




2)



3)



4)



Track 4 - Listen and circle! (きいて、まるをしましょう)


Activity Let's Write (かきましょう)

かこけい(前)	げんざいけい(今)
_____	pass a test
_____	fail a test
_____	see a spider
_____	lose a game

Lesson 27-1

Track 1 Examples - Listen! (聞きましょう)

Example 1




A: This dog is cute!
(このいぬはかわいいよ)

B: This dog is cuter!
(このいぬはもっとかわいいよ)

C: This dog is the cutest!
(このいぬはいちばんかわいいよ)

Example 2

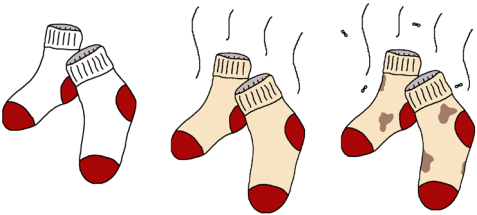


A: This spider is scary!
(このくもはこわいよ)

B: This spider is scarier!
(このくもはもっとこわいよ)

C: This spider is the scariest!
(このくもはいちばんこわいよ)

Example 3




A: These socks are smelly!
(このくつしたはくさいよ)

B: These socks are smellier!
(このくつしたはもっとくさいよ)

C: These socks are the smelliest!
(このくつしたはいちばんくさいよ)

Example 4




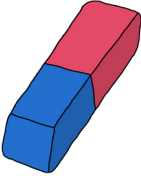




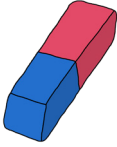






A: This cat is big!
(このねこはおおきいよ)

B: This tiger is bigger!
(このとらはもっとおおきいよ)

C: This lion is the biggest!
(このライオンはいちばんおおきいよ)

Track 2 Let's Repeat (くりかえしましょう)


				
				
				
cute/cuter/cutest かわいい・もっとかわいい いちばんかわいい	scary/scarier/scariest こわい・もっとこわい いちばんこわい	big/bigger/biggest おおきい・もっとおおきい いちばんおおきい	small/smaller/smallest ちいさい・もっとちいさい いちばんちいさい	smelly/smellier/smelliest くさい・もっとくさい いちばんくさい

Track 3 Let's Repeat (くりかえしましょう)




Track 4 Let's write (かきましょう)


1)




2)




3)




4)



5)




6)



Lesson 27-2

Track 1 Examples - Listen! (聞きましょう)

Example 1




A: This dog is cute!
(このいぬはかわいいよ)

B: This dog is cuter!
(このいぬはもっとかわいいよ)

C: This dog is the cutest!
(このいぬはいちばんかわいいよ)

Example 2

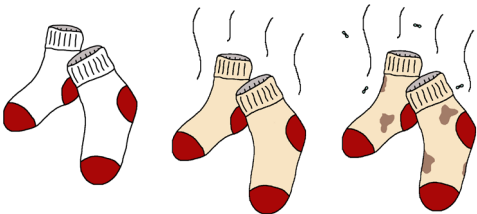


A: This spider is scary!
(このくもはこわいよ)

B: This spider is scarier!
(このくもはもっとこわいよ)

C: This spider is the scariest!
(このくもはいちばんこわいよ)

Example 3




A: These socks are smelly!
(このくつしたはくさいよ)

B: These socks are smellier!
(このくつしたはもっとくさいよ)

C: These socks are the smelliest!
(このくつしたはいちばんくさいよ)

Example 4




A: This cat is big!
(このねこはおおきいよ)

B: This tiger is bigger!
(このとらはもっとおおきいよ)

C: This lion is the biggest!
(このライオンはいちばんおおきいよ)

Track 2 Let's Repeat (くりかえしましょう)



cute/cuter/cutest
かわいい・もっとかわいい
いちばんかわいい

scary/scarier/scariest
こわい・もっとこわい
いちばんこわい

big/bigger/biggest
おおきい・もっとおおきい
いちばんおおきい

small/smaller/smallest
ちいさい・もっとちいさい
いちばんちいさい


smelly/smellier/smelliest
くさい・もっとくさい
いちばんくさい

Track 3 Let's Repeat (くりかえしましょう)




Track 4 Listen, answer, and draw (きいて、こたえて、えをかきましょう)


1)



2)



3)



4)



Lesson 28-1

Track 1 Examples - Listen! (聞きましょう)

Example 1




A: I'm hot.
(わたしはあつい)
B: You should open the window.
(まどあけたほうがいいよ)
A: Good idea!
(そうだね)

Example 2



A: I'm bursting.
(わたしはおしっこしたい)
B: You should go to the toilet.
(トイレにいったほうがいいよ)
A: Good idea!
(そうだね)

Track 2 Let's Repeat! (くりかえしましょう)




Cold
(さむい)

Hot
(あつい)

Bursting
(おしっこしたい)

Sleepy
(ねむい)



Open the window
(まどをあける)


Close the Window
(まどをしめる)

Go to the toilet
(トイレに行く)

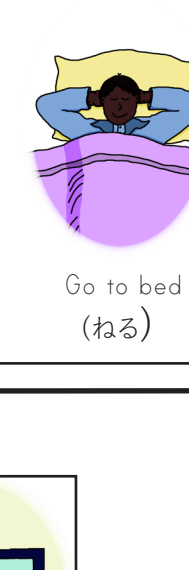
Go to bed
(ねる)

Track 3 Let's Repeat! (くりかえしましょう)


1)




2)



3)




4)





Track 4 - Say and circle! (いって、まるみましょう)


1)




2)



3)



4)




Activity Let's Write (かきましょう)

かこけい(前)	げんざいけい(今)
went to the toilet	_____
went to bed	_____
opened the window	_____
closed the window	_____

Lesson 28-2

Track 1 Examples - Listen! (聞きましょう)

Example 1




A: I'm sleepy.
(わたしはねむい)
B: You should go to bed.
(ねたほうがいいよ)
A: Good idea!
(そうだね)

Example 2



A: I'm cold.
(わたしはさむい)
B: You should close the window.
(まどしめたほうがいいよ)
A: Good idea!
(そうだね)

Track 2 Let's Repeat! (くりかえしましょう)




Cold
(さむい)

Hot
(あつい)

Bursting
(おしっこしたい)

Sleepy
(ねむい)



Open the window
(まどあける)


Close the Window
(まどしめる)

Go to the toilet
(トイレに行く)

Go to bed
(ねる)

Track 3 Let's Repeat! (くりかえしましょう)


1)




2)



3)



4)



Track 4 - Listen and circle! (きいて、まるをしましょう)

Activity Let's Write (かきましょう)

かこけい(前)	げんざいけい(今)
_____	go to bed
_____	open the window
_____	close the window
_____	go to the toilet

Lesson 29-1

Track 1 Examples - Listen! (聞きましょう)

Example 1




A: These flowers are beautiful!
(このはなはきれいだよ)

B: These flowers are more beautiful!
(このはなはもっときれいだよ)

C: These flowers are the most beautiful!
(このはなはいちばんきれいだよ)

Example 3



A: This burger is delicious!
(このバーガーはおいしいよ)

B: This burger is more delicious!
(このバーガーはもっとおいしいよ)

C: This burger is the most delicious!
(このバーガーはいちばんおいしいよ)

Example 2




A: This game is interesting!
(このゲームはおもしろいよ)

B: This game is more interesting!
(このゲームはもっとおもしろいよ)

C: This game is the most interesting!
(このゲームはいちばんおもしろいよ)

Example 4















A: He's powerful!
(かれはちからもちだよ)


B: He's more powerful!
(かれはもっとちからもちだよ)

C: He's the most powerful!
(かれはいちばんちからもちだよ)

Track 2 Let's Repeat (くりかえしましょう)

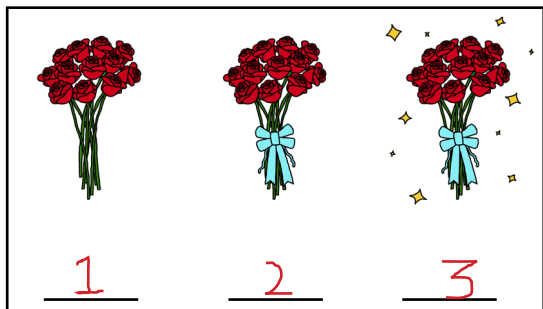
			
			
			
beautiful / more beautiful most beautiful きれい・もっときれい いちばんきれい	delicious / more delicious most delicious おいしい・もっとおいしい いちばんおいしい	interesting / more interesting most interesting おもしろい・もっとおもしろい いちばんおもしろい	powerful / more powerful most powerful ちからもち・もっとちからもち いちばんちからもち

Track 3 Let's Repeat (くりかえしましょう)




Track 4 Let's write (かきましょう)


1)




2)




3)




4)



5)



6)



Lesson 29-2

Track 1 Examples - Listen! (聞きましょう)

Example 1



A: These flowers are beautiful!
(このはなはきれいだよ)

B: These flowers are more beautiful!
(このはなはもっときれいだよ)

C: These flowers are the most beautiful!
(このはなはいちばんきれいだよ)

Example 2




A: This game is interesting!
(このゲームはおもしろいよ)

B: This game is more interesting!
(このゲームはもっとおもしろいよ)

C: This game is the most interesting!
(このゲームはいちばんおもしろいよ)

Example 3




A: This burger is delicious!
(このバーガーはおいしいよ)

B: This burger is more delicious!
(このバーガーはもっとおいしいよ)

C: This burger is the most delicious!
(このバーガーはいちばんおいしいよ)

Example 4















A: He's powerful!
(かれはちからもちだよ)


B: He's more powerful!
(かれはもっとちからもちだよ)

C: He's the most powerful!
(かれはいちばんちからもちだよ)

Track 2 Let's Repeat (くりかえしましょう)

			
			
			
beautiful / more beautiful most beautiful きれい・もっときれい いちばんきれい	delicious / more delicious most delicious おいしい・もっとおいしい いちばんおいしい	interesting / more interesting most interesting おもしろい・もっとおもしろい いちばんおもしろい	powerful / more powerful most powerful ちからもち・もっとちからもち いちばんちからもち

Track 3 Let's Repeat (くりかえしましょう)



Activity Let's write and say (いって、かきましょう)

Beautiful _____
 More beautiful _____
 Most beautiful _____

Delicious _____
 More delicious _____
 Most delicious _____


Interesting _____
 More interesting _____
 Most interesting _____

Powerful _____
 More powerful _____
 Most powerful _____

Lesson 30-1

Track 1 Examples - Listen! (聞きましょう)

Example 1




A: Peaches are good!
(ももはいいくだものだよ)

B: Strawberries are better!
(いちごはもっといいくだものだよ)

C: Grapes are the best!
(ぶどうはさいこうくだものだよ)

Example 2




A: Milk is bad!
(ぎゅうにゅうはよくないのみものだよ)

B: Cola is worse!
(コーラはもっとよくないのみものだよ)

C: Fish juice is the worst!
(さかなジュースはさいあくのみものだよ)

Example 3




A: Dolls are good!
(にんぎょうはいいおもちゃだよ)

B: Rockets are better!
(ロケットはもっといいおもちゃだよ)

C: Dinosaurs are the best!
(きょうりゅうはさいこうなおもちゃだよ)

Example 4



A: Insects are bad!
(むしはよくないいきものだよ)

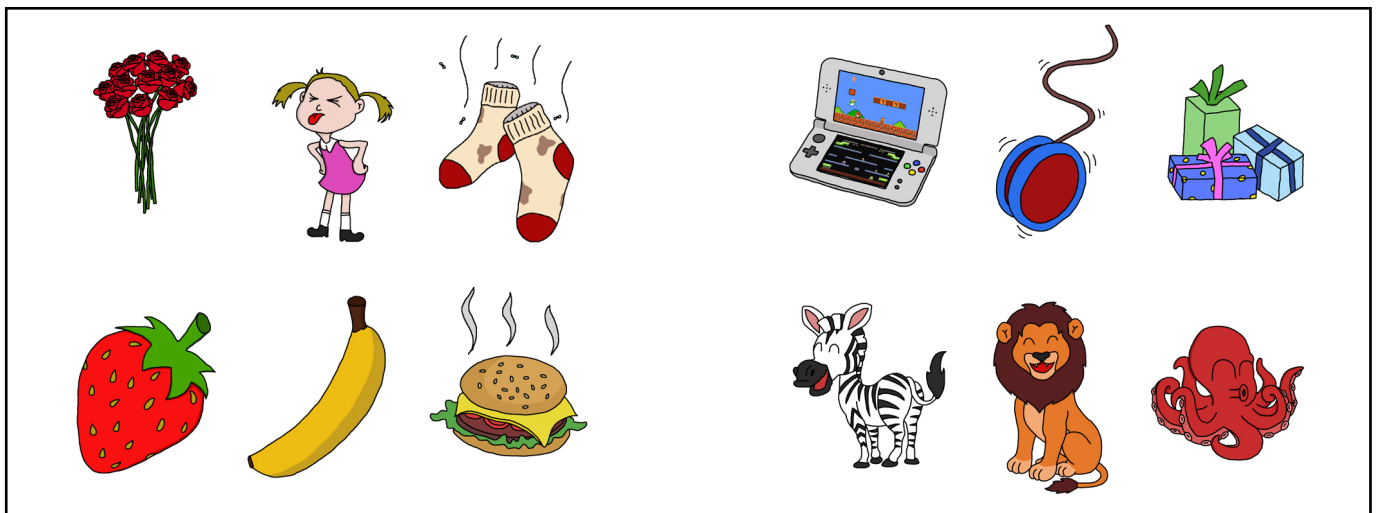
B: Gorillas are worse!
(ゴリラはもっとよくないいきものだよ)

C: Bears are the worst!
(くまはさいあくないいきものだよ)

Track 2 Let's Repeat (くりかえしましょう)


worst さいあく	worse もっとよくない	bad よくない	good いい	better もっといい	best さいこう
---------------	------------------	-------------	------------	-----------------	--------------

Track 3 Let's Repeat (くりかえしましょう)




Track 4 Let's write (かきましょう)


1)




2)




3)



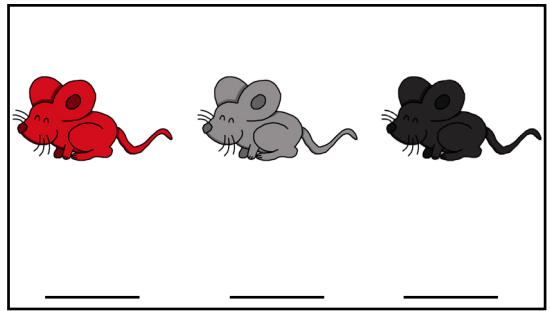
4)



5)




6)



Lesson 30-2

Track 1 Examples - Listen! (聞きましょう)

Example 1




A: Peaches are good!
(ももはいいだものだよ)

B: Yeah, but strawberries are better!
(そうけど、いちごはもっといいだものだよ)

C: Grapes are the best though!
(でも、ぶどうはさいこうなくだものだよ)

Example 2




A: Witches are bad!
(ぎゅうにゅうはよくないのみものだよ)

B: Skeletons are worse!
(そうけど、コーラはもっとよくないのみものだよ)

C: Spiders are the worst!
(でも、さかなジュースはさいあくなのみものだよ)

Example 3




A: Dolls are good!
(にんぎょうはいいおもちゃだよ)

B: Yeah, but rockets are better!
(そうけど、ロケットはもっといいおもちゃだよ)

C: Dinosaurs are the best though!
(でも、きょうりゅうはさいこうなおもちゃだよ)

Example 4



A: Insects are bad!
(むしはよくないいきものだよ)


B: Yeah, but gorillas are worse!
(そうけど、ゴリラはもっとよくないいきものだよ)

C: Bears are the worst though!
(でも、くまはさいあくないきものだよ)

Track 2 Let's Repeat (くりかえしましょう)


worst	worse	bad	good	better	best
さいあく	もっとよくない	よくない	いい	もっといい	さいこう

Track 3 Let's Repeat (くりかえしましょう)




Activity Let's write and draw (かきましよう)

What is the best **colour**?



What is the worst **colour**?



What is the best **animal**?



What is the worst **animal**?