

B.R. Pearson

Manabiya A Course Homework Book 1

1st printing 2018

Pictures and layouts by B.R. Pearson


Audio by M. Davis and B.R. Pearson

Lesson Design by M. Davis and B.R. Pearson

Lesson 1-1


Track 1 Examples - Listen! (聞きましょう)

Example 1



A: What's this?
(これはなに)
B: It's a crayon.
(クレヨンだよ)

Example 2




A: What's this?
(これはなに)
B: It's a pencil.
(えんぴつだよ)

Track 2 Let's Repeat! (くりかえしましょう)




1)
Marker
まーかー




2)
Book
ほん



3)
Pencil
えんぴつ



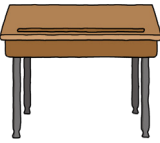
4)
Crayon
くれよん



5)
Pen
ぺん



6)
Chair
いす


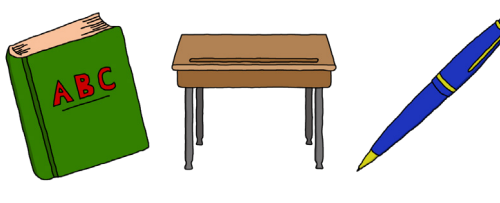


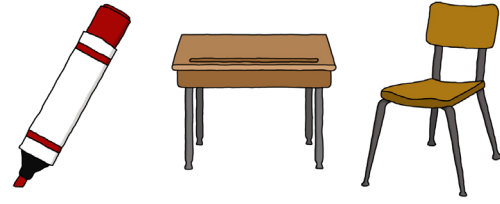



7)
Desk
つくえ



8)
Bag
りゅつく

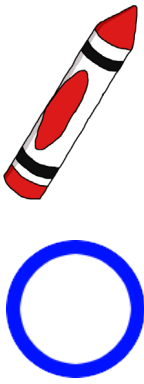
Track 3 Let's Circle! (えんぴつをだして、まるしましょう)



Lesson 1-2


Track 1 Examples - Listen! (聞きましょう)

Example 1



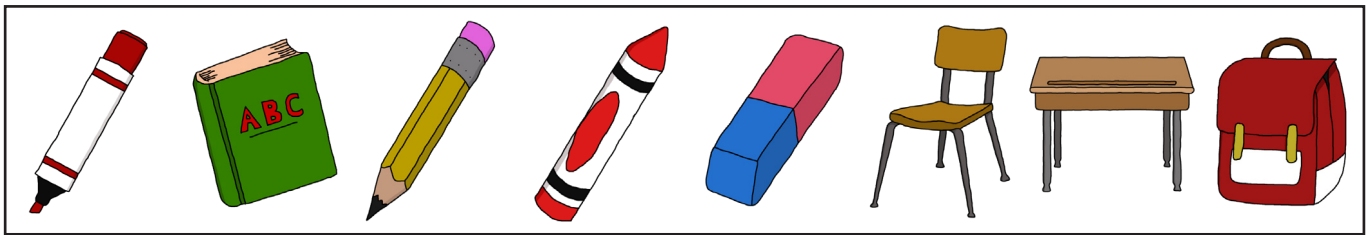
A: What's this?
(これはなに)
B: It's a crayon.
(クレヨンだよ)
A: What's colour is it?
(なにいろ)
B: It's red.
(あかだよ)
A: Do you have a red crayon?
(あかいクレヨンもってるの?)
B: Yes I do.
(うん、あるよ)

Example 2

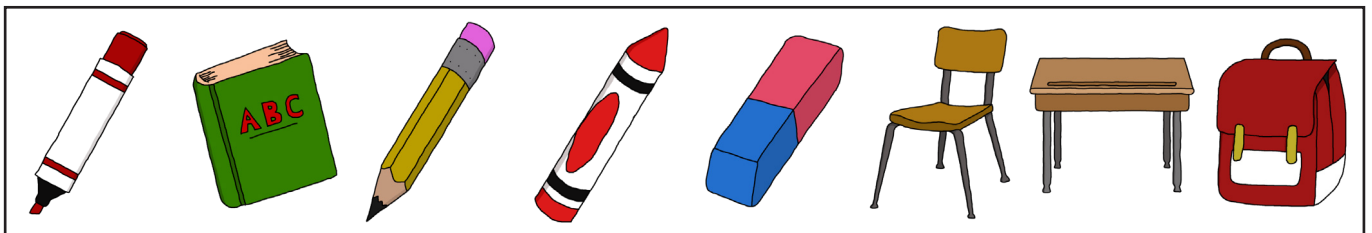


A: What's this?
(これはなに)
B: It's a pencil.
(えんぴつだよ)
A: What's colour is it?
(なにいろ)
B: It's yellow.
(きいろだよ)
A: Do you have a yellow pencil?
(きいろいえんぴつもってるの?)
B: No I don't.
(ううん、ないよ)

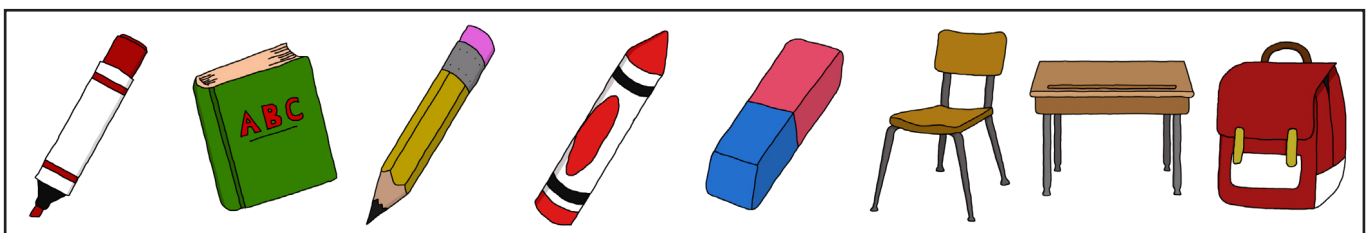
Track 2 Let's Repeat "What's this?" (くりかえしましょう)



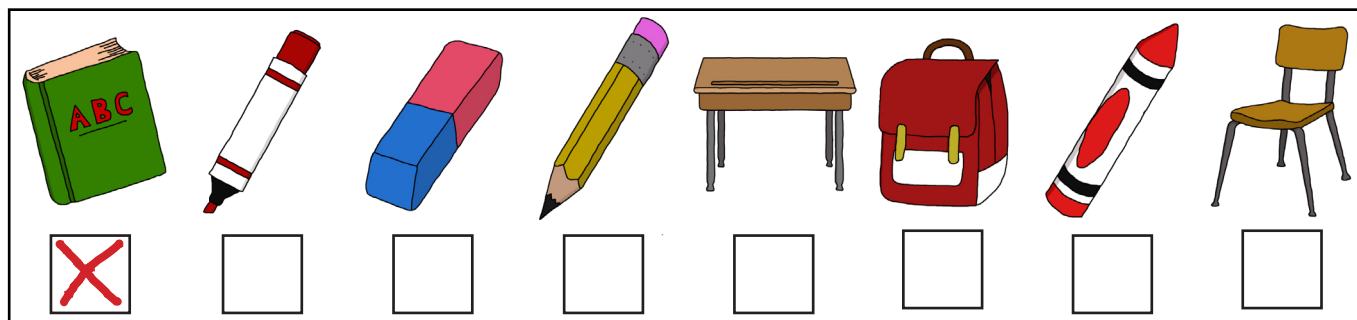
Track 3 Let's Repeat "What colour is it?" (くりかえしましょう)



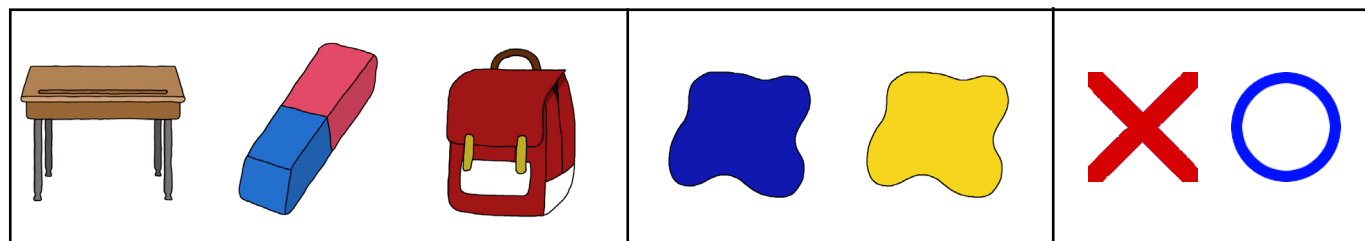
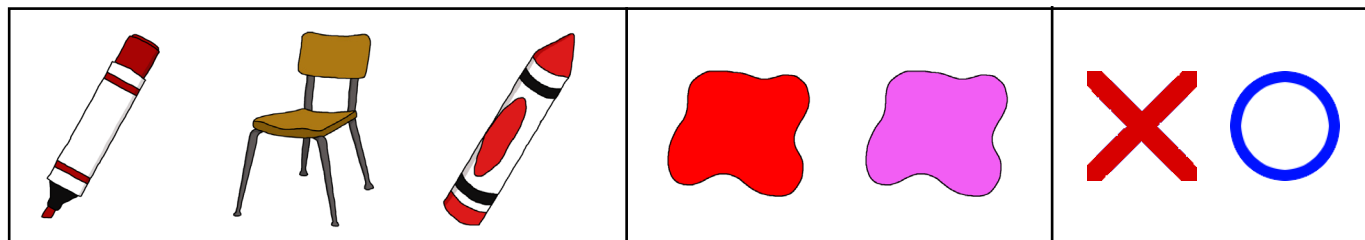
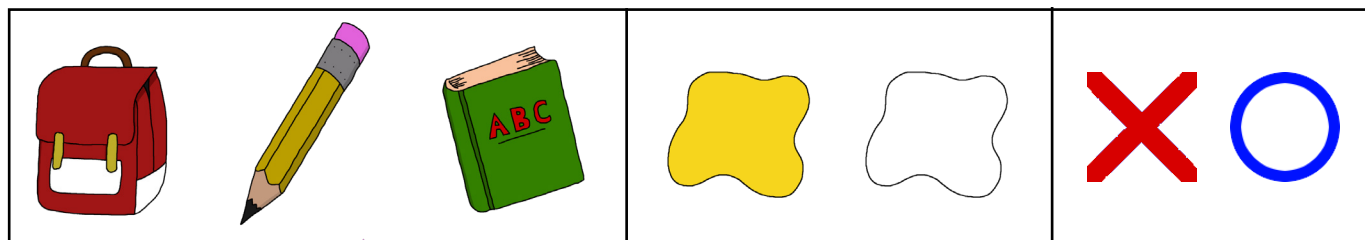

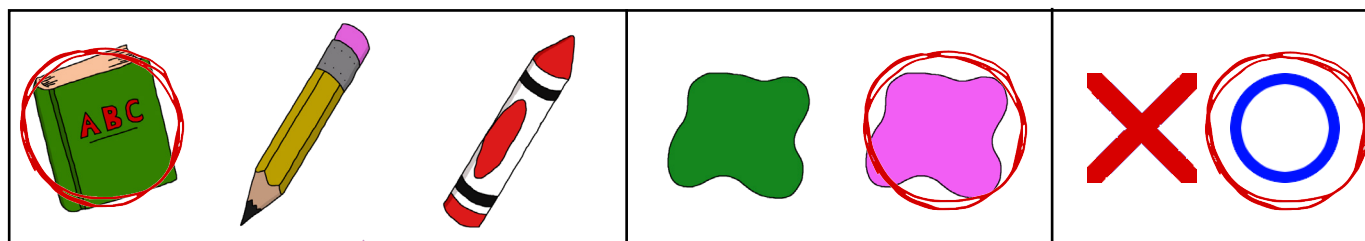
Track 4 Let's Repeat "Do you have a ~?" (くりかえしましょう)



Track 4 Lets answer with a circle or cross! (えんぴつをだして、まるかばつをかきましょう)




Track 5 Let's circle! (えんぴつをだして、まるをしましょう)



Lesson 2-1

Track 1 Examples - Listen! (聞きましょう)

Example 1




A: I have 1 pencil.
(えんぴつを1ぽんもっているよ)
How many pencils do you have?
(きみはえんぴつなんぽんもっているの)
B: I have 3 pencils.
(3ぽんもっているよ)

Example 2




A: I have 4 bags.
(リュックを4つもっているよ)
How many bags do you have?
(きみはリュックいくつもっているの)
B: I have 1 bag.
(1つもっているよ)



Track 2 Let's Repeat "How many ~ do you have?" (くりかえしましょう)

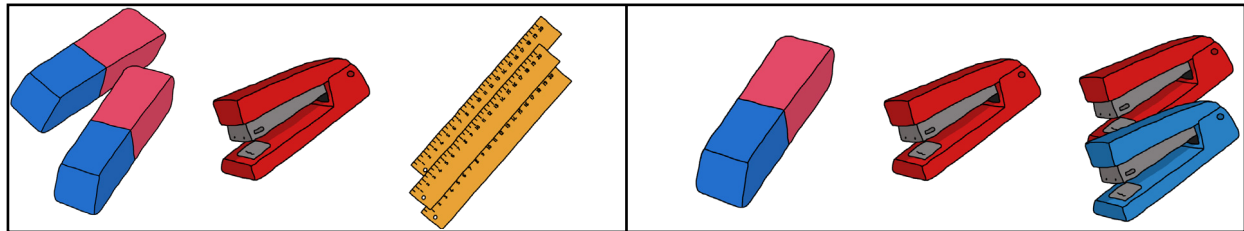

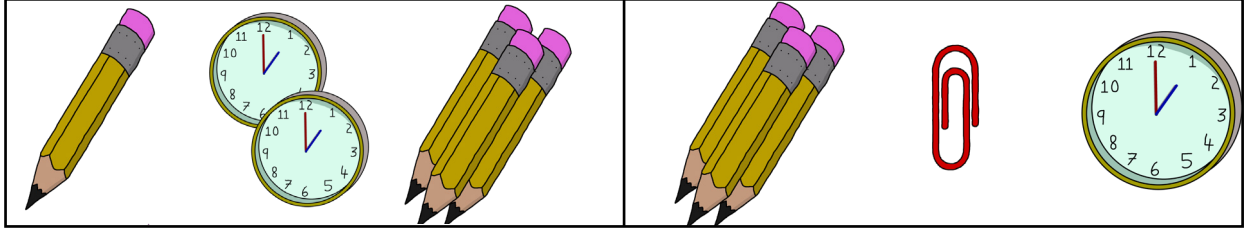



Track 3 Let's Repeat "I have ~" (くりかえしましょう)



Track 4 Let's circle (えんぴつをだして、まるをしましょう)






Lesson 2-2

Track 1 Examples - Listen! (聞きましょう)

Example 1




A: I have 1 pencil.
 (えんぴつを1ぽんもっているよ)
 How many pencils do you have?
 (きみはえんぴつなんぽんもっているの)
 B: I have 3 pencils.
 (3ぽんもっているよ)

Example 2




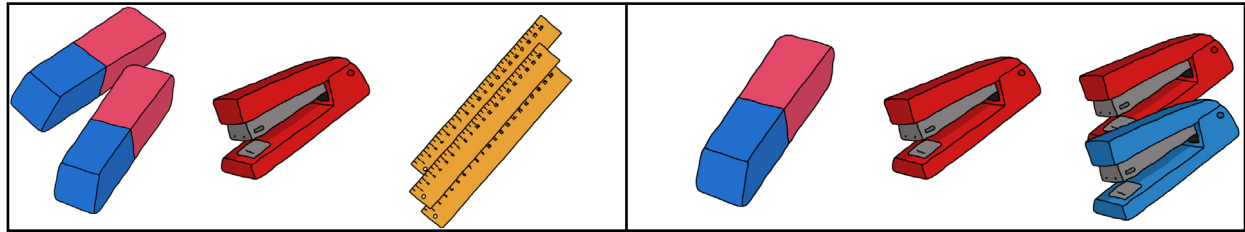

A: I have 4 bags.
 (リュックを1つもっているよ)
 How many bags do you have?
 (きみはリュックいくつもっているの)
 B: I have 1 bag.
 (1つもっているよ)

Track 2 Let's Repeat "How many ~ do you have?" (くりかえしましょう)



Track 3 Let's circle (えんぴつだして、まるみましょう)





Activity Let's say "I have ~" and write ("I have ~"と書いて、すうじかきましょう)

6							

Lesson 3-1


Track 1 Examples - Listen! (聞きましょう)

Example 1



















A: I like rabbits.
(ウサギがすき)
Do you like rabbits?
(きみはウサギすきな?)
B: No I don't.
(ううん、すきじゃないよ)

Example 2











A: I like dogs.
(いぬがすき)
Do you like dogs?
(きみはいぬすきな?)
B: Yes I do.
(うん、すきだよ)





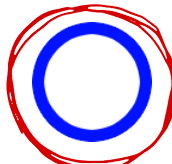





Track 2 Let's Repeat "I like/don't like" (くりかえしましょう)




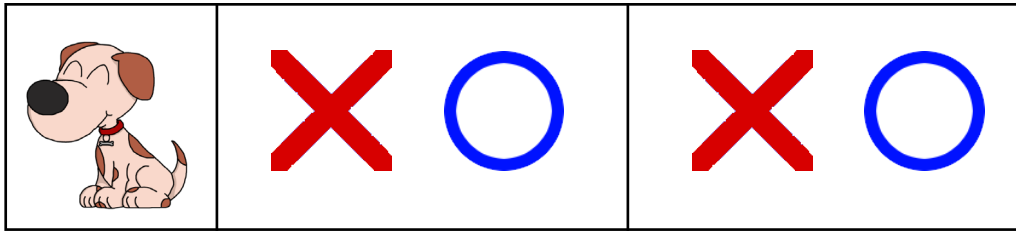
							
							

Track 3 Let's Repeat "Do you like ~" (くりかえしましょう)


							
---	---	---	---	---	--	---	---

Track 4 Let's circle (えんぴつだして、まるみましょう)



Activity What do you like? Draw a picture! (すきなどうぶつはなに?えをかきましょう)




I like _____

Lesson 3-2


Track 1 Examples - Listen! (聞きましょう)

Example 1



















A: I like birds.
(とりがすき)
Do you like birds?
(きみはとりがすきな?)
B: No I don't.
(ううん、すきじゃないよ)

Example 2











A: I don't like turtles.
(かめがすきじゃない)
Do you like turtles?
(きみはかめがすきな?)
B: Yes I do.
(うん、すきだよ)



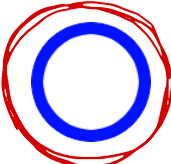







Track 2 Let's Repeat "I like/don't like" (くりかえしましょう)






							
							






Track 3 Let's Repeat "Do you like ~" (くりかえしましょう)






							
---	---	---	---	---	--	---	---






Track 4 Let's circle (えんぴつだして、まるみましょう)

	 	 
---	---	--

















	 	 
---	---	--

	 	 
---	---	--

















	 	 
--	---	--

Activity Lets ask friends or family "Do you like~" (かぞくかともだちに"Do you like~"をききましょう)

Name: Ben

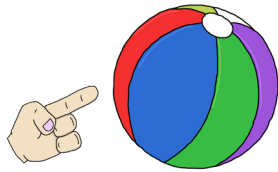
Name: _____

Lesson 4-1

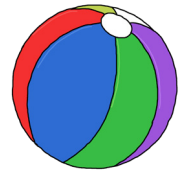
Track 1 Examples - Listen! (聞きましょう)

Example 1




A: What's this?
(これなに)
B: It's a ball.
(ボールだよ)
A: Is it your ball?
(きみのボールなの)
B: Yes, it's mine.
(うん、わたしの)

Example 2



A: What's that?
(あれなに)
B: It's a ball.
(ボールだよ)
A: Is it your ball?
(きみのボールなの)
B: No, it's not mine.
(ううん、わたしのじゃない)

Example 3











A: What's this?
(これなに)
B: It's a scooter.
(キックボードだよ)
A: Is it your scooter?
(きみのキックボードなの)
B: Yes, it's mine.
(うん、わたしの)

Example 4

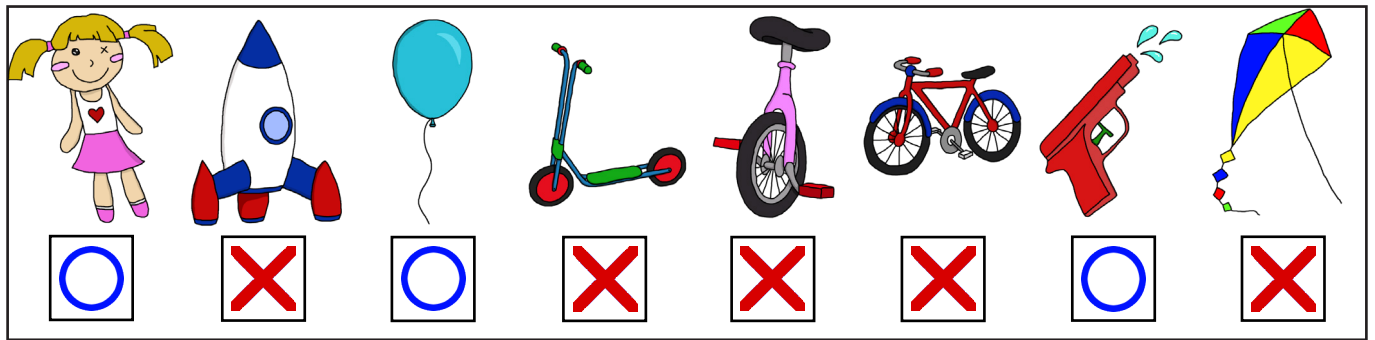


A: What's that?
(あれなに)
B: It's a scooter.
(キックボードだよ)
A: Is it your scooter?
(きみのキックボードなの)
B: No, it's not mine.
(ううん、わたしのじゃない)

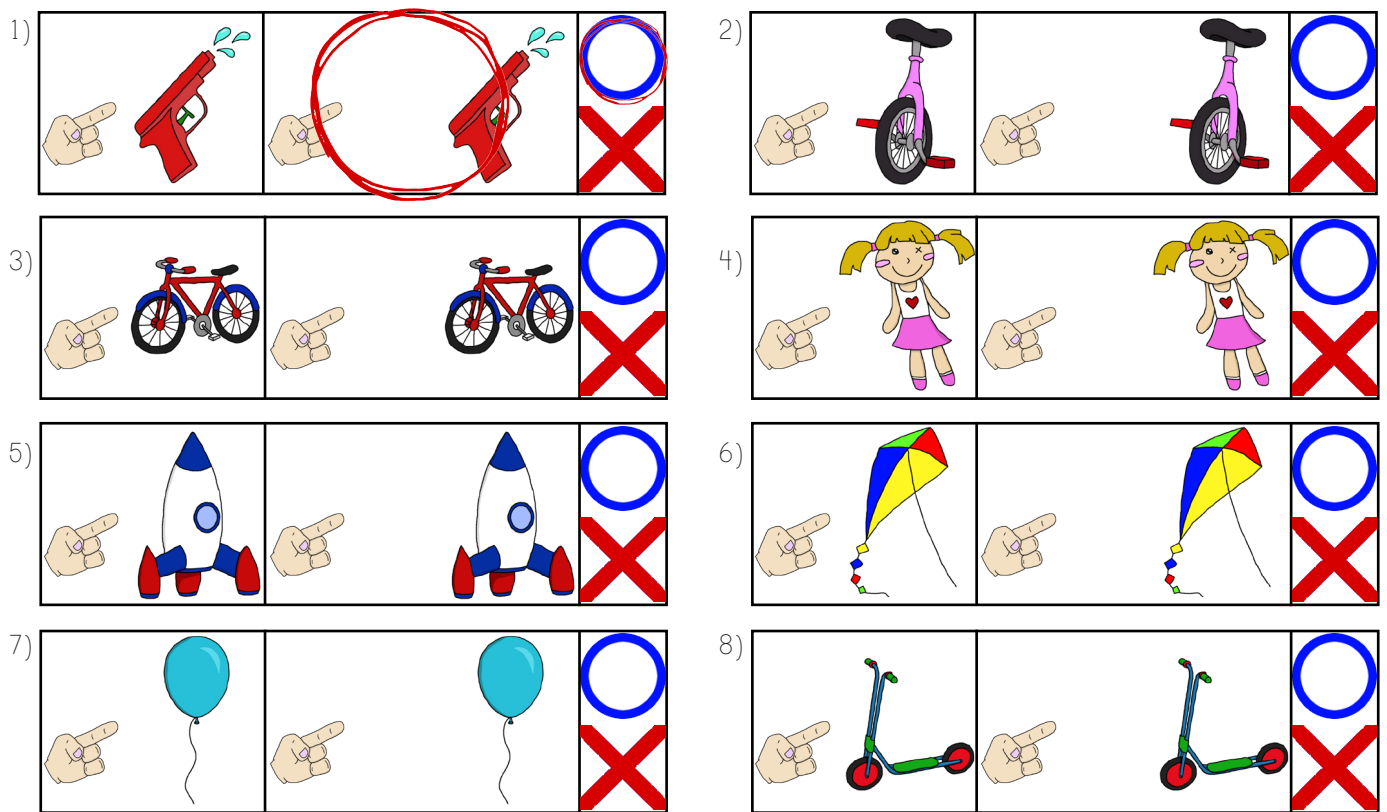
Track 2 Let's Repeat "What's this/that" (くりかえしましょう)

Track 3 Let's Repeat "Is it your ~" (くりかえしましょう)



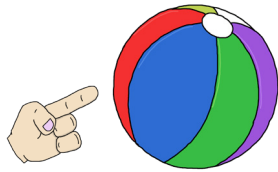
Track 4 Let's circle (えんぴつをだして、まるをしましょう)



Lesson 4-2

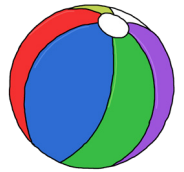
Track 1 Examples - Listen! (聞きましょう)

Example 1



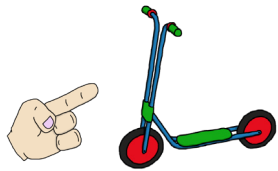
A: What's this?
(これなに)
B: It's a ball.
(ボールだよ)
A: Is it your ball?
(きみのボールなの)
B: Yes, it's mine.
(うん、わたしの)

Example 2



A: What's that?
(あれなに)
B: It's a ball.
(ボールだよ)
A: Is it your ball?
(きみのボールなの)
B: No, it's not mine.
(ううん、わたしのじゃない)

Example 1



A: What's this?
(これなに)
B: It's a scooter.
(キックボードだよ)
A: Is it your scooter?
(きみのキックボードなの)
B: Yes, it's mine.
(うん、わたしの)

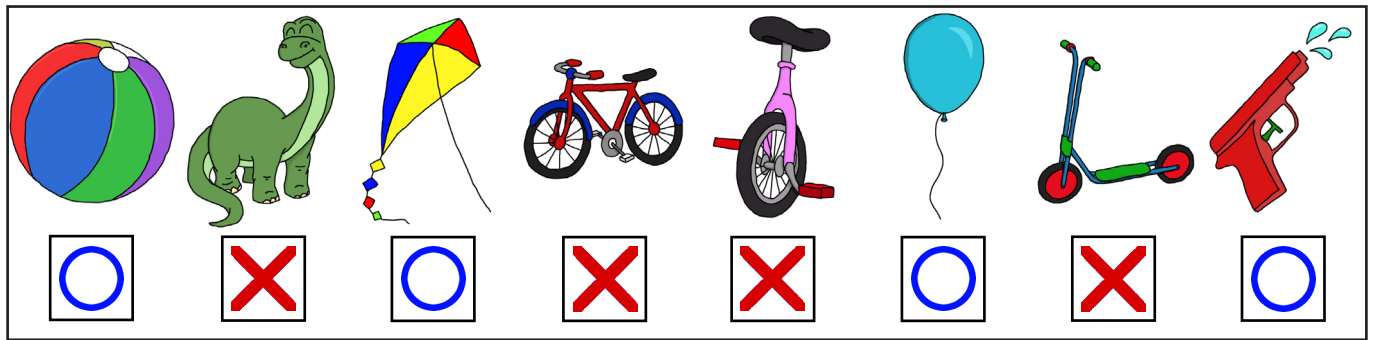
Example 2



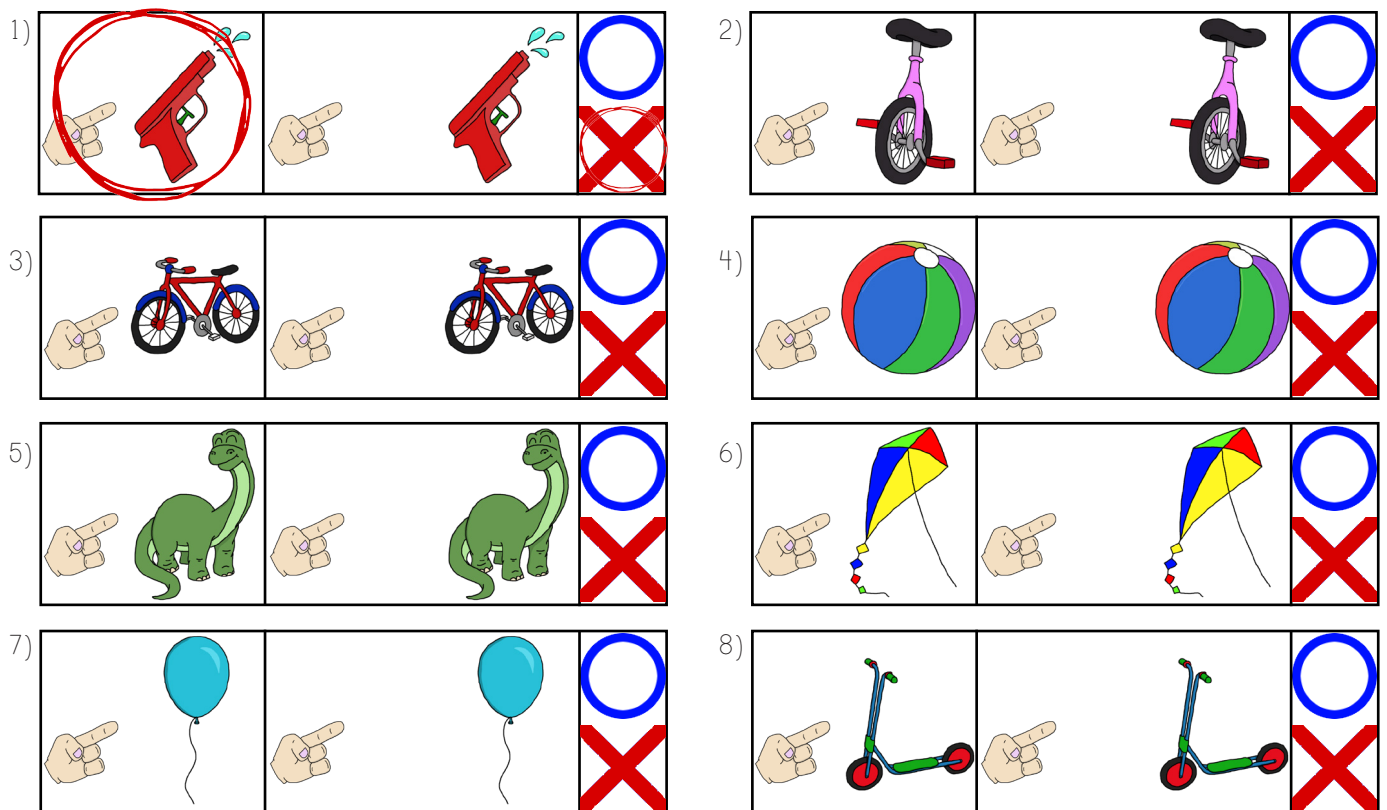
A: What's that?
(あれなに)
B: It's a scooter.
(キックボードだよ)
A: Is it your scooter?
(きみのキックボードなの)
B: No, it's not mine.
(ううん、わたしのじゃない)

Track 2 Let's Repeat "What's this/that?" (くりかえしましょう)

Track 3 Let's Repeat "Is it your ~" (くりかえしましょう)




Track 4 Let's circle (えんぴつをだして、まるをしましょう)



Lesson 5-1


Track 1 Examples - Listen! (聞きましょう)

Example 1







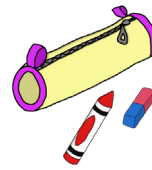
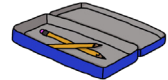




A: Which chair do you want?
(どっちのいすがほしいの)
B: I want the big chair.
(おおきいいすがほしい)

Example 2




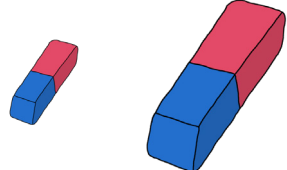


A: Which pencil do you want?
(どっちのえんぴつがほしいの)
B: I want the long pencil.
(ながいえんぴつがほしい)

Track 2 Let's Repeat (くりかえしましょう)

					
New / Old (あたらしい / ふるい)		Long / Short (ながい / みじかい)		Round / Square (まるい / しかくい)	
					
Small / Big (ちいさい / おおきい)		Light / Heavy (かるい / おもい)			


Track 3 Let's Repeat "Which ~ do you want?" (くりかえしましょう)

Track 4 Let's Repeat the answer (くりかえしましょう)




Track 5 Let's circle (えんぴつをだして、まるをしましょう)



Lesson 5-2


Track 1 Examples - Listen! (聞きましょう)

Example 1







A: Which chair do you want?
(どっちのいすがほしいの)
B: I want the big chair.
(おおきいいすがほしい)

Example 2

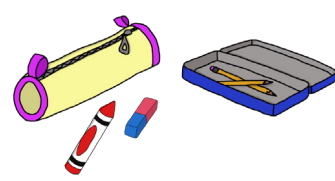

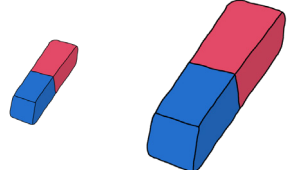


A: Which pencil do you want?
(どっちのえんぴつがほしいの)
B: I want the long pencil.
(ながいえんぴつがほしい)

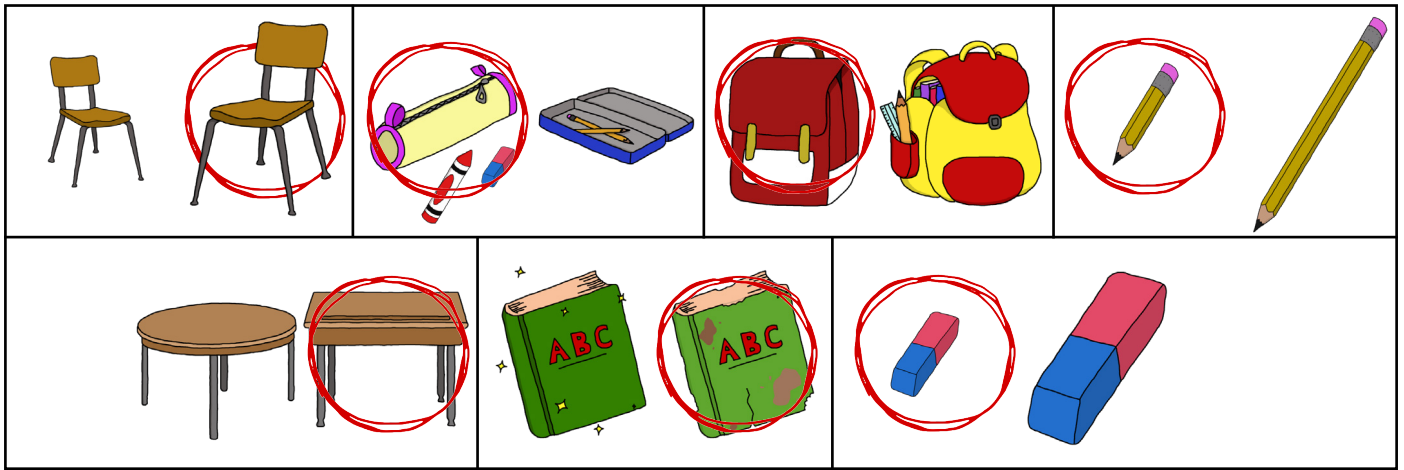
Track 2 Let's Repeat (くりかえしましょう)

					
New / Old (あたらしい / ふるい)		Long / Short (ながい / みじかい)		Round / Square (まるい / しかくい)	
					
Small / Big (ちいさい / おおきい)		Light / Heavy (かるい / おもい)			


Track 3 Let's Repeat "Which ~ do you want?" (くりかえしましょう)

Track 4 Let's Repeat the answer (くりかえしましょう)



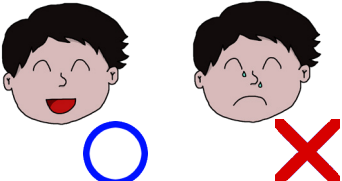
Track 5 Let's circle (えんぴつをだして、まるをしましょう)



Lesson 6-1


Track 1 Examples - Listen! (聞きましょう)

Example 1




A: I'm happy!
(わたしはうれしいよ)
I'm not sad!
(わたしはかなしくないよ)


Example 2



A: You're thirsty!
(あなたはのどかわいてるよ)
You're not hungry!
(あなたはおなかすいてないよ)




A: He's hot!
(かれはあついよ)
He's not cold!
(かれはさむくないよ)











A: She's tired!
(かのじょはつかれてるよ)
She's not sleepy!
(かのじょはねむくないよ)

Track 2 Let's Repeat (くりかえしましょう)



happy sad hot cold hungry thirsty sleepy tired
うれしい かなしい あつい さむい おなかすいた のどかわいた ねむい つかれてる

Track 3 Let's Repeat (くりかえしましょう)

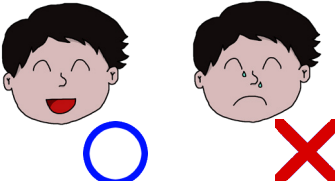
			
			

Track 4 Let's circle (まるみましょう)

Lesson 6-2


Track 1 Examples - Listen! (聞きましょう)

Example 1




A: I'm happy!
(わたしはうれしいよ)
I'm not sad!
(わたしはかなしくないよ)


Example 2



A: You're thirsty!
(あなたはのどかわいてるよ)
You're not hungry!
(あなたはおなかすいてないよ)




A: He's hot!
(かれはあついよ)
He's not cold!
(かれはさむくないよ)











A: She's tired!
(かのじょはつかれてるよ)
She's not sleepy!
(かのじょはねむくないよ)

Track 2 Let's Repeat (くりかえしましょう)



happy sad hot cold hungry thirsty sleepy tired
うれしい かなしい あつい さむい おなかすいた のどかわいた ねむい つかれてる

Track 3 Let's Repeat (くりかえしましょう)


Track 4 Let's Connect (つなげましょう)



Lesson 7-1

Track 1 Examples - Listen! (聞きましょう)

Example 1




A: I brush my teeth before school
(わたしはがっこういくまえにはをみがくよ)

Do you brush your teeth before school?
(あなたはがっこういくまえにはをみがくの)

B: Yes, I do.
(うん、みがくよ)

Example 2




A: I don't eat a snack before school
(わたしはがっこういくまえにおやつたべないよ)

Do you eat a snack before school?
(あなたはがっこういくまえにおやつたべるの)

B: No, I don't.
(ううん、たべないよ)

Example 3




A: I play outside after school
(わたしはほうかごそとであそぶよ)

Do you play outside after school?
(あなたはほうかごそとであそぶの)

B: Yes, I do.
(うん、あそぶよ)

Example 4









A: I don't get dressed after school
(わたしはほうかごきがえないよ)




Do you get dressed after school?
(あなたはほうかごきがえるの)


B: No, I don't.
(ううん、きがえないよ)

Track 2 Let's Repeat (くりかえしましょう)


					
Get dressed きがえる	Eat breakfast あさごはんたべる	Brush my teeth はをみがく	Eat a snack おやつたべる	Play outside そとであそぶ	Watch TV テレビをみる

Track 3 Let's Repeat (くりかえしましょう)

1) 	2) 	3) 
--	---	--



Track 4 Let's repeat (くりかえしましょう)




Track 5 Listen and repeat 2 times. (いちばんさいしょの"Examples"をみながら、2かいくりかえしましょう)

Lesson 7-2

Track 1 Examples - Listen! (聞きましょう)

Example 1




A: I get dressed before school
(わたしはがっこういくまえにきがえるよ)

Do you get dressed before school?
(あなたはがっこういくまえにきがえるの)

B: Yes, I do.
(うん、きがえるよ)

Example 2




A: I watch TV before school
(わたしはがっこういくまえにテレビをみるよ)

Do you Watch TV before school?
(あなたはがっこういくまえにテレビをみるの)

B: No, I don't.
(ううん、みないよ)

Example 3




A: I don't eat a snack after school
(わたしはほうかごおやつたべないよ)

Do you eat a snack after school?
(あなたはほうかごおやつたべるの)

B: Yes, I do.
(うん、たべるよ)

Example 4









A: I don't eat breakfast after school
(わたしはほうかごあさごはんたべないよ)

Do you eat breakfast after school?
(あなたはほうかごあさごはんたべるの)


B: No, I don't.
(ううん、たべないよ)

Track 2 Let's Repeat (くりかえしましょう)


					
Get dressed きがえる	Eat breakfast あさごはんたべる	Brush my teeth はをみがく	Eat a snack おやつたべる	Play outside そとであそぶ	Watch TV テレビをみる

Track 3 Let's Repeat (くりかえしましょう)

1) 	2) 	3) 
--	--	--



Track 4 Let's repeat (くりかえしましょう)

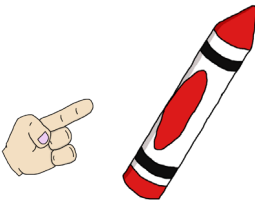


Track 5 Listen and repeat 2 times. (いちばんさいしょの"Examples"をみながら、2かいくりかえしましょう)

Lesson 8-1


Track 1 Examples - Listen! (聞きましょう)

Example 1




A: Is this a crayon?
(これはクレヨンなの)
B: Yes it is.
(うん、そうだよ)
A: Can I have it?
(もらっていい?)
B: No, sorry.
(ダメなんだ、ごめんね)

Example 2




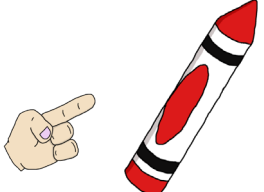



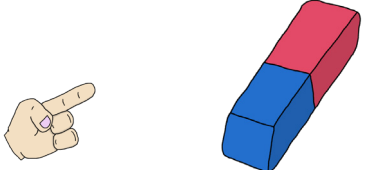


A: Is that a crayon?
(あれはクレヨンなの)
B: No it isn't, it's a pencil.
(ううん、えんぴつだよ)
A: Can I have it?
(もらっていい?)
B: Sure, here you are.
(いいよ、どうぞ)


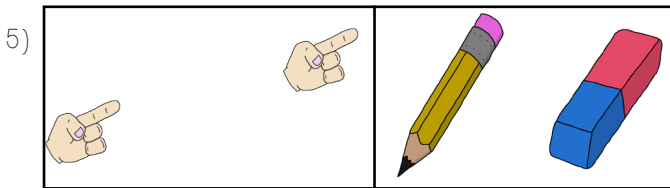
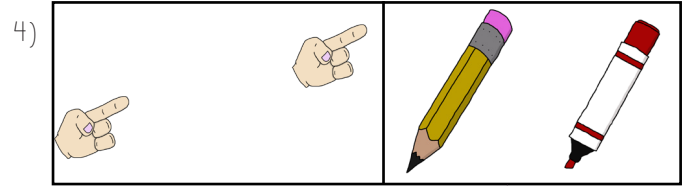
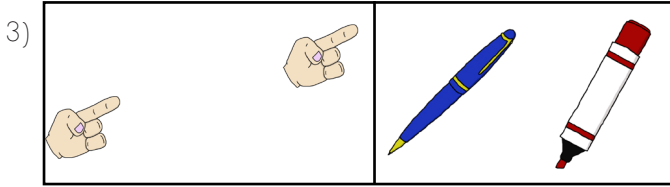
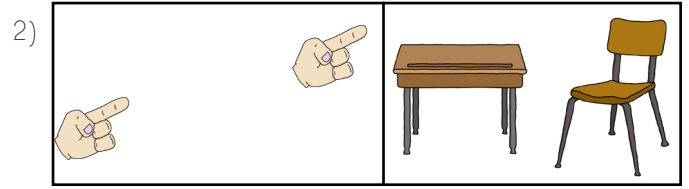
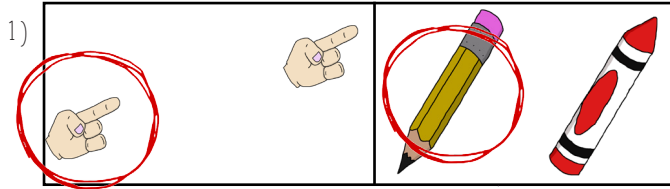
Track 2 Let's Repeat (くりかえしましょう)



Track 3 Let's Repeat "Is that a ~" (くりかえしましょう)

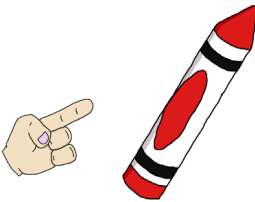
Track 4 Let's circle (えんぴつだして、まるしましょう)



Lesson 8-2


Track 1 Examples - Listen! (聞きましょう)

Example 1





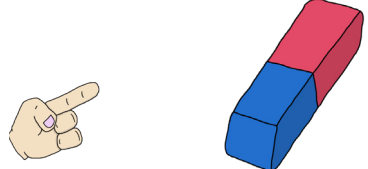
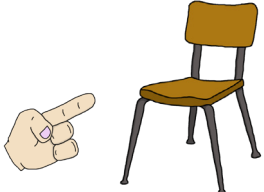
A: Is this a crayon?
(これはクレヨンなの)
B: Yes it is.
(うん、そうだよ)
A: Can I have it?
(もらっていい?)
B: No, sorry.
(ダメなんだ、ごめんね)

Example 2





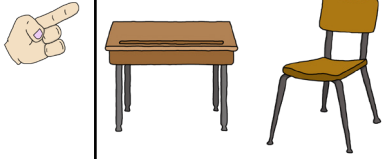








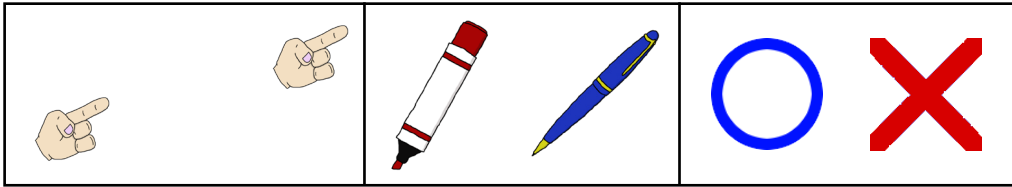
A: Is that a crayon?
(あれはクレヨンなの)
B: No it isn't, it's a pencil.
(ううん、えんぴつだよ)
A: Can I have it?
(もらっていい?)
B: Sure, here you are.
(いいよ、どうぞ)

Track 2 Let's Repeat (くりかえしましょう)

			
---	---	--	---

Track 3 Let's circle (えんぴつだして、まるしましょう)




Track 4 Listen and answer (きいて、こえだしてくりかえしながら、こたえあわせましょう)

Lesson 9-1


Track 1 Examples - Listen! (聞きましょう)

Example 1




A: Who is she?
(かのじょはだれ?)
B: She's my mum.
(おかあさんだよ)

Example 2




A: Who is he?
(かれはだれ?)
B: He's my dad.
(おとうさんだよ)

Track 2 Let's Repeat (くりかえしましょう)




dad mum big brother big sister little brother little sister grandpa grandma
おとうさん おかあさん おにいさん おねえさん おとうと いもうと おじいさん おばあさん

Track 3 Let's Repeat "Who is he/she" (くりかえしましょう)




dad mum big brother big sister little brother little sister grandpa grandma

Track 4 Listen and write 1-8 (きいて、ばんごうをかきましょう)



_____ _____ _____ _____ 1 _____ _____ _____


Activity What about your family? Draw and write. (きみのかぞくは?えと”mum”や”dad”をかいて)

A large, empty rectangular box with a thin black border, intended for a student to draw and write about their family. The box occupies most of the page below the instruction.

Lesson 9-2


Track 1 Examples - Listen! (聞きましょう)

Example 1




A: Who is she?
(かのじょはだれ?)
B: She's my mum.
(おかあさんだよ)

Example 2




A: Who is he?
(かれはだれ?)
B: He's my dad.
(おとうさんだよ)

Track 2 Let's Repeat (くりかえしましょう)




dad mum big brother big sister little brother little sister grandpa grandma
おとうさん おかあさん おにいさん おねえさん おとうと いもうと おじいさん おばあさん

Track 3 Let's Repeat "Who is he/she" (くりかえしましょう)



dad mum big brother big sister little brother little sister grandpa grandma


Track 4 Listen and write 1-8 (きいて、ばんごうをかきましょう)



_____ 1 _____ _____ _____ _____ _____ _____

Activity What about you? Draw and write. (きみは?かきましょう)


MANABIYA PASSPORT





Name: BEN
(なまえ)


Age: 28
(ねんれい)

Birthday: 21/05/1989
(たんじょうび)










0 0 1 0


MANABIYA PASSPORT





Name: _____
(なまえ)


Age: _____
(ねんれい)

Birthday: _____
(たんじょうび)










Lesson 10-1


Track 1 Examples - Listen! (聞きましょう)

Example 1




A: Where is the mouse?
(ねずみはどこ?)
B: Which mouse?
(どのねずみ)
A: The blue mouse.
(あおいの)
B: It's on the box.
(はこのうえだよ)

Example 2



A: Where is the mouse?
(ねずみはどこ?)
B: Which mouse?
(どのねずみ)
A: The grey mouse.
(はいいろいの)
B: It's under the box.
(はこのしただよ)

Track 2 Let's Repeat 2 times (2かいくりかえしましょう)




on
うえ

in
なか

under
した

by
ちかく

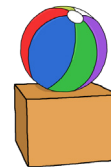
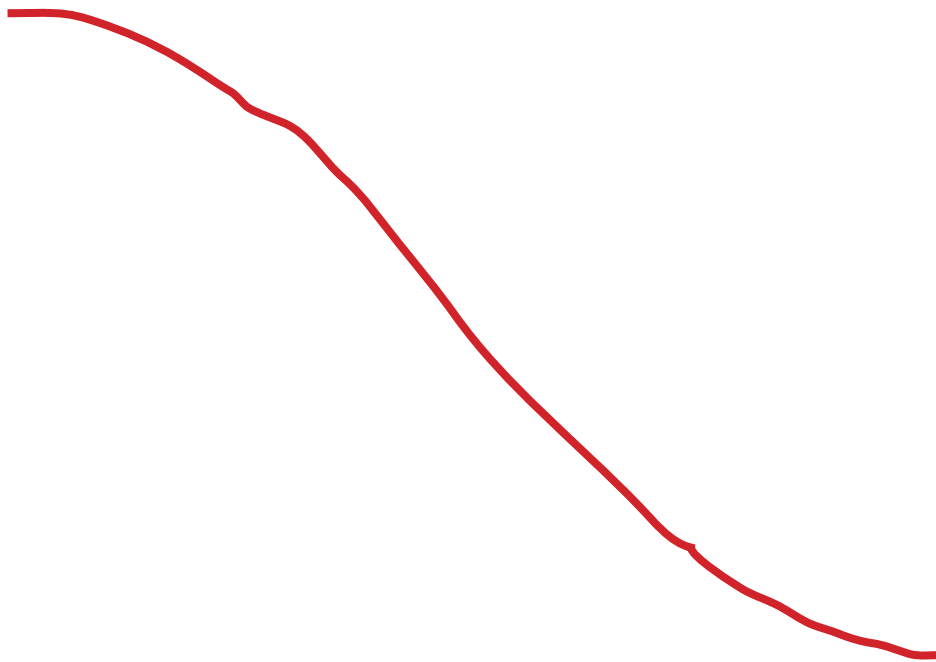
Track 3 Let's Repeat (くりかえしましょう)



blue red green yellow purple

orange white black grey brown

Track 4 Listen and draw a line (せんをひきましょう)




Track 5 Let's repeat and check (くりかえして、うえのこたえをかくにんしましょう)

Lesson 10-2


Track 1 Examples - Listen! (聞きましょう)

Example 1




A: Where is the mouse?
(ねずみはどこ?)
B: Which mouse?
(どのねずみ)
A: The blue mouse.
(あおいの)
B: It's on the box.
(はこのうえだよ)

Example 2




A: Where is the mouse?
(ねずみはどこ?)
B: Which mouse?
(どのねずみ)
A: The grey mouse.
(はいいろいの)
B: It's under the box.
(はこのしただよ)

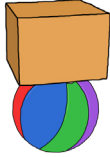
Track 2 Let's Repeat 2 times (2かいくりかえしましょう)




on
うえ



in
なか




under
した




by
ちかく


Track 3 Let's Repeat (くりかえしましょう)




blue




red




green




yellow




purple




orange




white



black

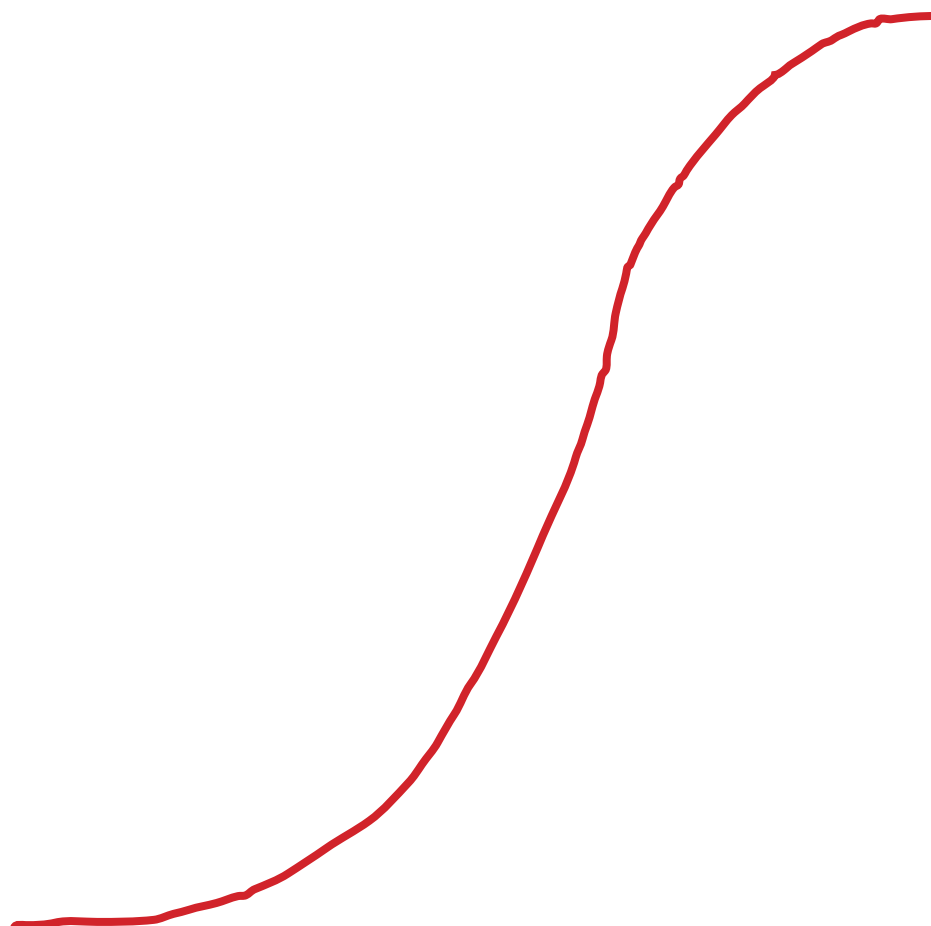



grey



brown

Track 4 Listen and draw a line (せんをひきましょう)



Track 5 Let's repeat and check (くりかえしてうえのこたえをかくにんしましょう)

Lesson 11-1

Track 1 Examples – Listen! (聞きましょう)

Example 1




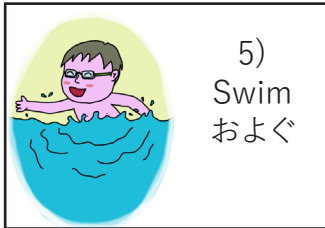
A: I like to dance.
 (わたしはおどることが好き)
 What do you like to do?
 (あなたはなにをすることが好き?)
 B: I like to study English.
 (わたしはえいごをべんきょうすることが好き)

Example 2






A: I like to ski.
 (わたしはスキーすることが好き)
 What do you like to do?
 (あなたはなにをすることが好き?)
 B: I like to ski too!
 (わたしもスキーすることが好き)

Track 2 Let's Repeat! (くりかえしましょう)



Track 3 Let's Repeat! (くりかえしましょう)



Track 4 Take out your pencils and let's circle! (えんぴつをだして、まるみましょう)

1) 

2) 

3) 

4) 

5) 

6) 

Track 5 Look at the "examples" at the top of your print. Listen and repeat 2 times.
(いちばんさいしょの"Examples"をみながら、2かいくりかえしましょう)

Lesson 11-2


Track 1 Examples – Listen! (聞きましょう)

Example 1




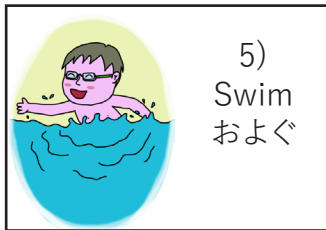
A: I like to cook.
 (わたしはりょうりすることがすき)
 What do you like to do?
 (あなたはなにをすることがすき?)
 B: I like to swim.
 (わたしはおよぐことがすき)

Example 2







A: I like to paint.
 (わたしはえをかくことがすき)
 What do you like to do?
 (あなたはなにをすることがすき?)
 B: I like to paint too!
 (わたしもえをかくことがすき)



Track 2 Let's Repeat! (くりかえしましょう)







Track 3 Let's Repeat! (くりかえしましょう)







Track 4 Listen and answer and write! (きいてこたえてかきましょう!)



1)  ?  I like to dance.

2)  ?  _____

3)  ?  _____

4)  ?  _____

5)  ?  _____


6)  ?  _____

Track 5 Look at the "examples" at the top of your print. Listen and repeat 2 times.
(いちばんさいしょの"Examples"をみながら、2かいくりかえしましょう)


Lesson 12-1


Track 1 Examples – Listen! (聞きましょう)


Example 1

 **A:** I can catch a beetle.
(わたしはかぶとむしをつかまえられる)
Can you catch a beetle?
(あなたはかぶとむしをつかまえられるの?)
B: Yes I can.
(うん、できるよ)







Example 2

 **A:** I can't eat umeboshi.
(わたしはうめぼしをたべられない)
Can you eat umeboshi?
(あなたはうめぼしをたべられるの?)
B: Yes I can.
(うん、できるよ)



 **A:** I can ride a bike.
(わたしはじてんしゃにのれるよ)
Can you ride a bike?
(あなたはじてんしゃにのれるの?)
B: No I can't.
(ううん、できないよ)

 **A:** I can't drive a car.
(わたしはくるまをうんてんできない)
Can you drive a car?
(あなたはくるまをうんてんできるの?)
B: No I can't.
(ううん、できないよ)







Track 2 Let's Repeat! (くりかえしましょう)

					
Catch a beetle かぶとむしをつかまえる	Eat umeboshi うめぼしをたべる	Ride a bike じてんしゃにのる	Drive a car くるまをうんてんする	Speak English えいごをはなす	Play football サッカーをする

Track 3 Let's Repeat! (くりかえしましょう)

					
---	---	---	---	---	---


Exercise How about you? Say and write! (あなたは?いって、まるかばつをかきましょう)

					
---	---	---	---	---	---

Lesson 12-2


Track 1 Examples – Listen! (聞きましょう)

Example 1


 **A:** I can catch a beetle.
(わたしはかぶとむしをつかまえられる)
Can you catch a beetle?
(あなたはかぶとむしをつかまえられるの?)

B: Yes I can.
(うん、できるよ)


Example 2

 **A:** I can't eat umeboshi.
(わたしはうめぼしをたべられない)
Can you eat umeboshi?
(あなたはうめぼしをたべられるの?)

B: Yes I can.
(うん、できるよ)







 **A:** I can ride a bike.
(わたしはじてんしゃにのれるよ)
Can you ride a bike?
(あなたはじてんしゃにのれるの?)

B: No I can't.
(ううん、できないよ)




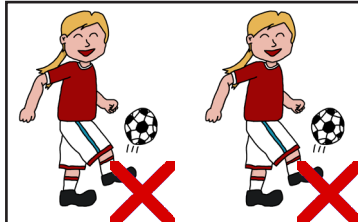
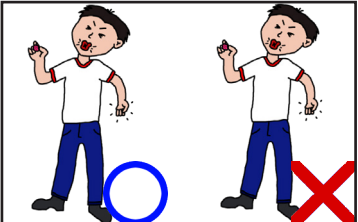
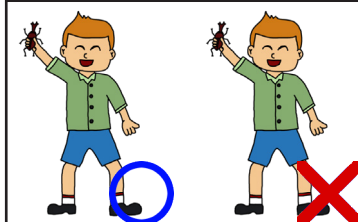
 **A:** I can't drive a car.
(わたしはくるまをうんてんできない)
Can you drive a car?
(あなたはくるまをうんてんできるの?)

B: No I can't.
(ううん、できないよ)

Track 2 Let's Repeat! (くりかえしましょう)


					
Catch a beetle かぶとむしをつかまえる	Eat umeboshi うめぼしをたべる	Ride a bike じてんしゃをのる	Drive a car くるまをうんてんする	Speak English えいごをはなす	Play football サッカーをする

Track 3 Let's Repeat! (くりかえしましょう)


1) 	2) 	3) 
4) 	5) 	6) 

Exercise Lets ask! Ask 2 people what they can do. (2人に”Can you...”とききましょう!)


Name Mother



Name _____



Name _____




Track 4 Look at the “examples” at the top of your print. Listen and repeat 2 times.
(いちばんさいしょの“Examples”をみながら、2かいくりかえしましょう)

Lesson 13-1

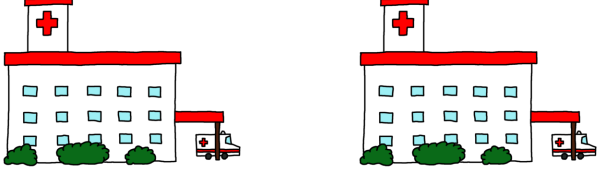
Track 1 Examples – Listen! (聞きましょう)

Example 1







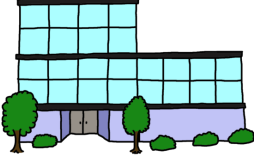

A: I'm at school.
(わたしはがっこうにいる)
Where are you?
(あなたはどこにいるの?)
B: I'm at Home.
(わたしはいえにいる)

Example 2







A: I'm at the hospital.
(わたしはびょういんにいる)
Where are you?
(あなたはどこにいるの?)
B: I'm at the Hospital, too!
(わたしもびょういんにいる)



Track 2 Let's Repeat! (くりかえしましょう)



	school がっこう		home いえ		hospital びょういん
	airport くうこう		office かいしゃ		police station けいさつしょ

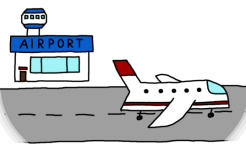

Track 3 Let's Repeat! (くりかえしましょう)

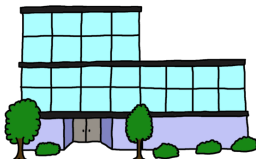

1)  2)  3)  4) 

Track 4 Let's Repeat! (くりかえしましょう)











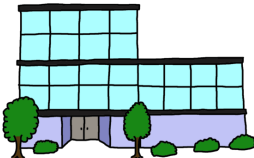

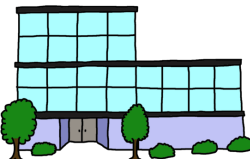











1)  

2)  

3)  

4)  


Track 5 Let's Repeat and Circle! (まるをかいてくりかえしましょう)

1)				
2)				
3)				
4)				
5)				
6)				

Lesson 13-2

Track 1 Examples - Listen! (聞きましょう)

Example 1

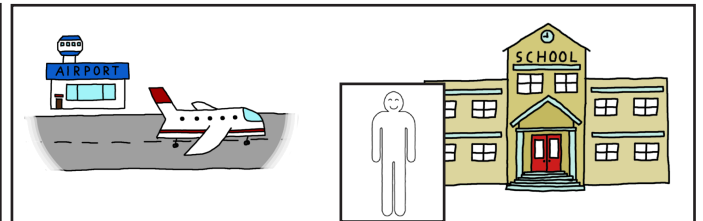


A: I'm at the police station.
(わたしはけいさつしょにいる)

Where is she?
(かのじょはどこにいるの?)

B: She's at Hospital.
(かのじょはびょういんにいる)

Example 2





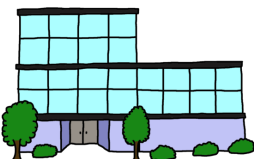



A: I'm at the airport.
(わたしはくこうにいる)




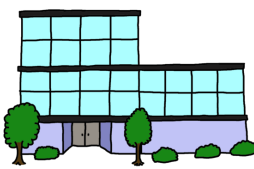


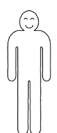

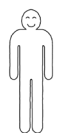



Where is he?
(かれはどこにいるの?)

B: He's at school.
(かれはがっこうにいる)


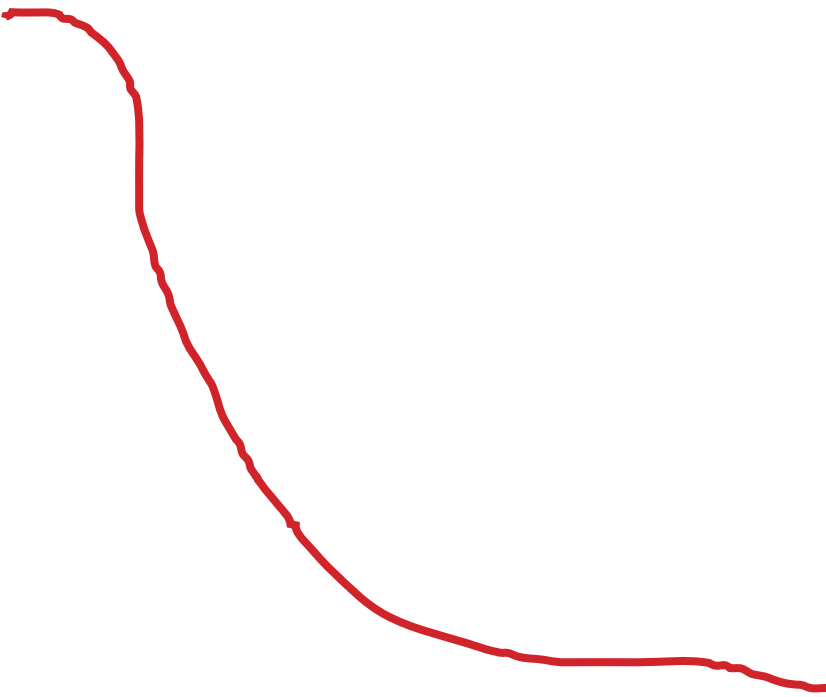










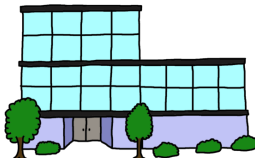
Track 2 Let's Repeat! (くりかえしましょう)

	school がっこう		home いえ		hospital びょういん
	airport くこう		office かいしゃ		police station けいさつしょ

Track 3 Let's Repeat! (くりかえしましょう)

1) 		2) 		3) 	
4) 		5) 		6) 	

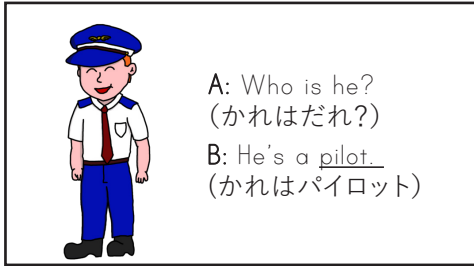
Track 4 Repeat and Draw! (かいてくりかえしましょう)

1)			
2)			
3)			
4)			
5)			
6)			

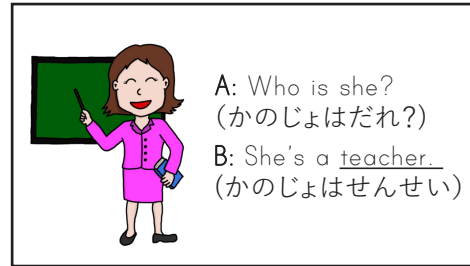
Lesson 14-1

Track 1 Examples - Listen! (聞きましょう)

Example 1








Example 2




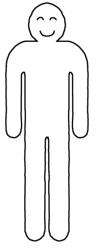




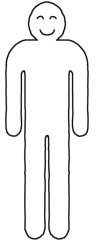




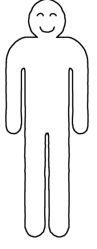




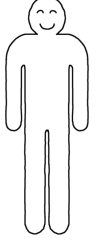




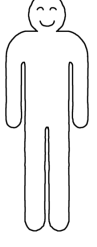




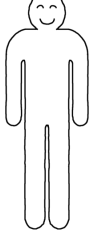



Track 2 Let's Repeat! (くりかえしましょう)



Track 3 Let's Repeat! (くりかえしましょう)




Track 4 Let's circle and repeat! (まるをかいてくりかえしましょう)

1)	 	  
2)	 	  
3)	 	  
4)	 	  
5)	 	  
6)	 	  

Lesson 14-2

Track 1 Examples - Listen! (聞きましょう)

Example 1




A: Who is a pilot?
(だれがパイロット?)

B: John is a pilot.
(じょんさんがパイロット)

A: Where is he?
(かれはどこにいるの?)

B: He's at the airport.
(かれはくうこうにいる)

Example 2



A: Who is a teacher?
(だれがきょうし?)

B: Lisa is a teacher.
(りささんがせんせい)


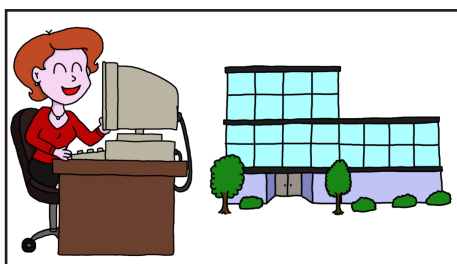


A: Where is she?
(かのじょはどこにいるの?)

B: She's at school.
(かのじょはがっこうにいる)


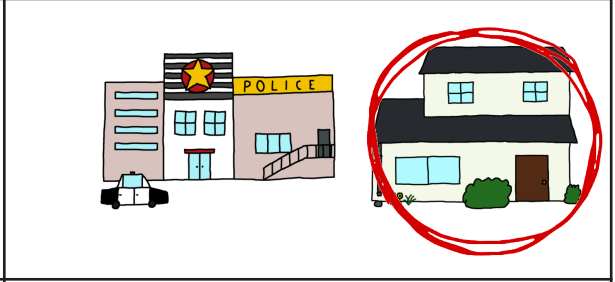









Track 2 Let's Repeat! (くりかえしましょう)

					
Pilot ぱいろっと	Teacher せんせい	Office worker かいしゃいん	Police officer けいさつかん	Student せいと	Doctor いしや

Track 3 Let's Repeat! (くりかえしましょう)




Track 4 Let's circle and repeat! (まるをかいてく、りかえしましょう)

	
	
	
	
<p>John じょーん</p> <p>Barry ばりー</p> <p>Sam さむ</p>	
<p>John じょーん</p> <p>Barry ばりー</p> <p>Sam さむ</p>	
<p>John じょーん</p> <p>Barry ばりー</p> <p>Sam さむ</p>	

Lesson 15-1


Track 1 Examples - Listen! (聞きましょう)

Example 1




A: I'm hot.
(わたしはあつい)
May I open the window?
(まどあけてもいい?)
B: Sure!
(もちろん!)

Example 2



A: I'm bursting.
(わたしはおしっこしたいよ)
May I go to the toilet?
(トイレにいてもいい?)
B: Not right now.
(あとで)

Track 2 Let's Repeat! (くりかえしましょう)




Cold
(さむい)

Hot
(あつい)

Bursting
(おしっこしたい)

Sleepy
(ねむい)



Open the window
(まどあける)


Close the Window
(まどしめる)

Go to the toilet
(トイレに行く)

Go to bed
(ねむる)

Track 3 Let's Repeat! (くりかえしましょう)


1)




2)




3)



4)




Activity - Say and connect! (いって、つなげましょう)



Lesson 15-2


Track 1 Examples - Listen! (聞きましょう)

Example 1




A: I'm cold.
(わたしはさむい)
May I close the window?
(まどしめてもいい?)
B: Sure!
(もちろん!)

Example 2



A: I'm sleepy.
(わたしはねむい)
May I go to bed?
(ねてもいい?)
B: Not right now.
(あとで)

Track 2 Let's Repeat! (くりかえしましょう)




Cold
(さむい)

Hot
(あつい)

Bursting
(おしっこしたい)

Sleepy
(ねむい)



Open the window
(まどあける)


Close the Window
(まどしめる)

Go to the toilet
(トイレに行く)


Go to bed
(ねむる)

Track 3 Let's Repeat! (くりかえしましょう)


1)




2)




3)



4)



Track 4 - Listen and circle! (きいて、まるをしましょう)



MANABIYA English School